


Oracle – Agentic AI Impact in Project Management

Oracle Romania

—
Mihaela Motoi,
Solution Engineer, ERP Cloud



Silviu Teodoru,
Data & AI Architect



AGENDA

Agentic AI Impact in Project Management:

- **Agentic AI** – The New Normal
- Agentic AI Impact in **Project Management** Practice
- Q&A

Agentic AI The New Normal

From Prompt Engineering towards Context Engineering



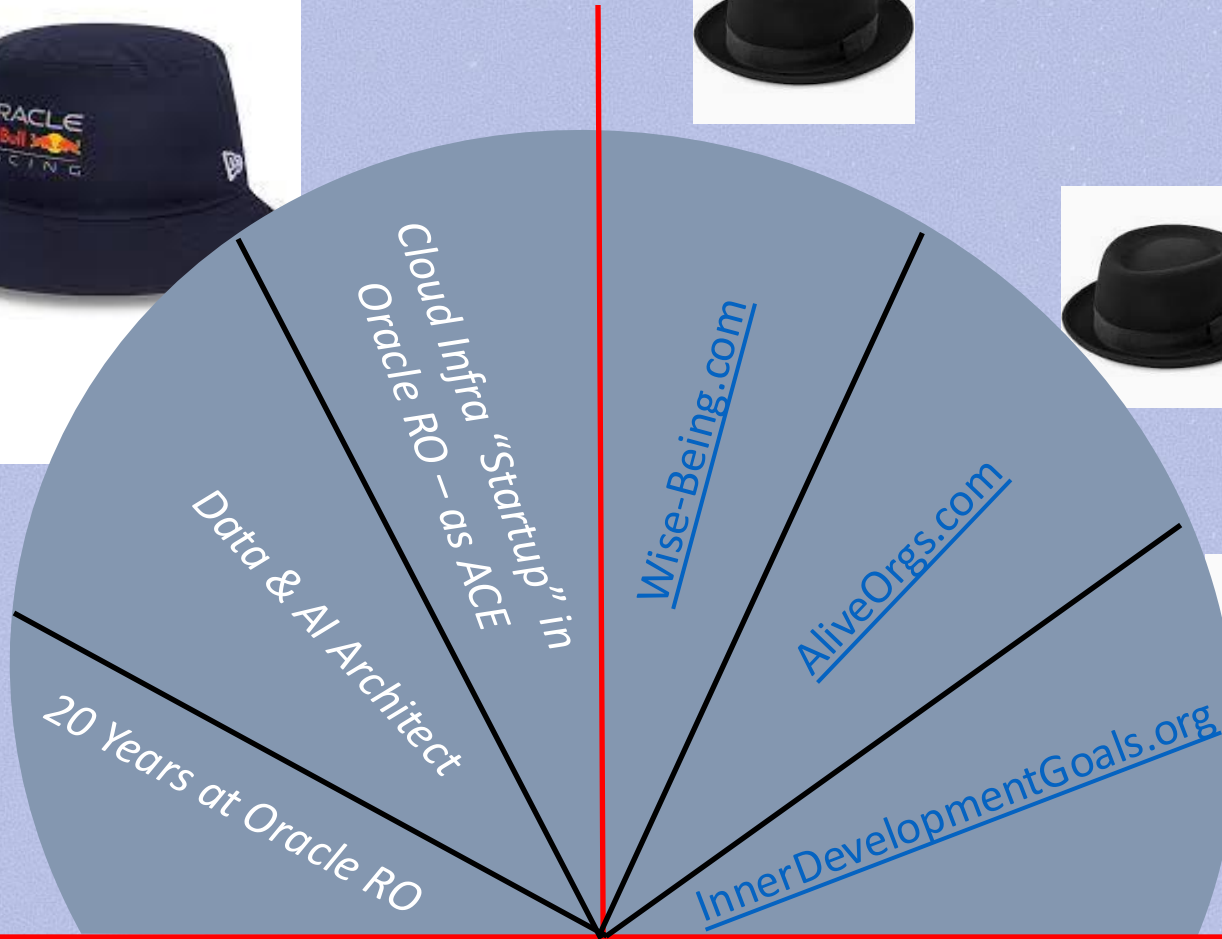
Silviu Teodoru
Data & AI Architect

Few Words About Me

Oracle Hat



Silviu Teodoru



Self-Determination
(Connect, Competence, Control)

Self-Actualisation
(Contribute → We, They, It)



Silviu Teodoru, I/Humane...
On my journey towards MIND 3.0 | IDGs
Ambassador |...



Simpler, Unified Go to Market



Applications Sales

Oracle Fusion + Industry Applications

Industry Suite of Applications with AI Agents & Data Intelligence



AI Data Platform Sales

Oracle AI Database + Oracle AI Data Platform

Database Anywhere: On Premise, OCI, Multi-Cloud, @customer



Oracle Cloud Infrastructure Sales

CPU + GPU Compute + Networking + Storage

Public, Government, Dedicated, Alloy & Sovereign Cloud Regions

One Oracle Brand

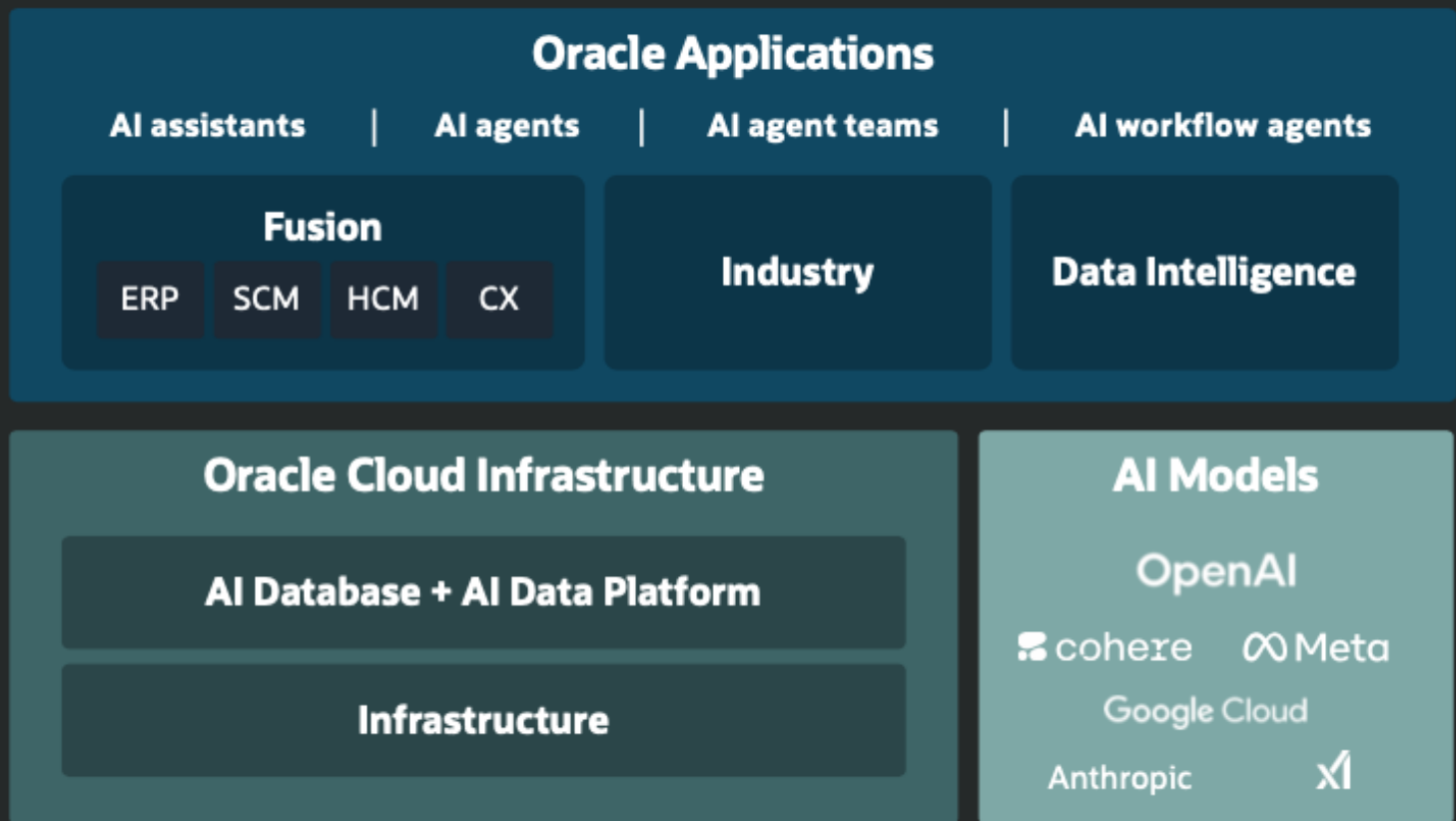


Oracle to Customer



Oracle to Government

The Oracle Applications Suite Advantage



- ✓ AI everywhere
- ✓ Complete suite
- ✓ Best data
- ✓ Leading AI platform
- ✓ Continuous innovation

Oracle AI @ Oracle

150 AI Features In Production

FINANCE

Better Decisions

AI-driven scenario planning,
forecasting, and reporting

Finance Automation

Touchless processing from
expenses to payables

HR

Accelerated Hiring

Finding candidates with the
right skills; faster onboarding

Employee Engagement

Personalized goal setting
and coaching

SUPPORT

Faster Issue Resolution

Proactive and personalized
assistance

Support Automation

Service request triage and
routing; issue summarization
and response

Oracle AI Agent Studio

32,000

Experts certified by OU on
AI Agent Studio

A PLATFORM TO BUILD, TEST, AND DEPLOY AI AGENTS



Agent and Agent Teams

Agent templates

Custom agents

Agent teams

Workflow agents

Agent builder assistant

☐ New feature since launch



Tools

Business object

Calculator

Communications

Deep link

Document

User integration

Rest API

MCP

A2A



Topics and Prompts

Agent instructions

Natural language prompts

Topics management

Prompt libraries and lifecycle management



Credentials

LLM: OpenAI

LLM: Llama, Cohere

BYO LLM: Anthropic, Google, xAI

3rd party integrations and APIs



Monitoring and Evaluation

Content moderation

Design-time debugger

Measurement

Evaluation

Tracing

Observability

Human-in-the-loop

Testing



Automotive



Communications



Construction/
Engineering



Consumer
Packaged Goods



Defense and
Intelligence



Education



Financial Services



Government



Health

2,400+

**customers leveraging AI in
industry applications today**



High Technology



Hospitality



Industrial
Manufacturing



Life Sciences



Media and
Entertainment



Oil and Gas



Professional
Services



Public Safety



Restaurants



Retail



Transportation
and Logistics



Utilities



Wholesale
Distribution

ORACLE

AI World

“AI is only as good as the data
it has access to.”

Clay Magouyrk

Chief Executive Officer

From data to outcomes on a unified AI technology stack



Data



Oracle AI Database 26ai + Oracle AI Data Platform

Built-in AI right where your data lives, in any cloud



Apps + Agents



Oracle Fusion Cloud + Industry Applications + Embedded AI Agents

AI Agent Studio and Agent Marketplace for extensibility



Infrastructure



Oracle Cloud Infrastructure

Fast, cost-effective AI model training and inferencing

**Security,
Privacy,
Sovereignty**

Agentic AI Impact in Project Management Practice



Mihaela Motoi

Principal Consultant Presales ERP



AI in Project Management

Generate a change order from this issue and summarize it



Generate a program executive summary



Create a program analysis and action plan



Generate a project proposal



I've created your project timecard



Here are your overdue tasks



How are my projects doing?



INNOVATION THAT MATTERS

AI-driven Projects



Take projects to the next level with innovative AI-driven project management

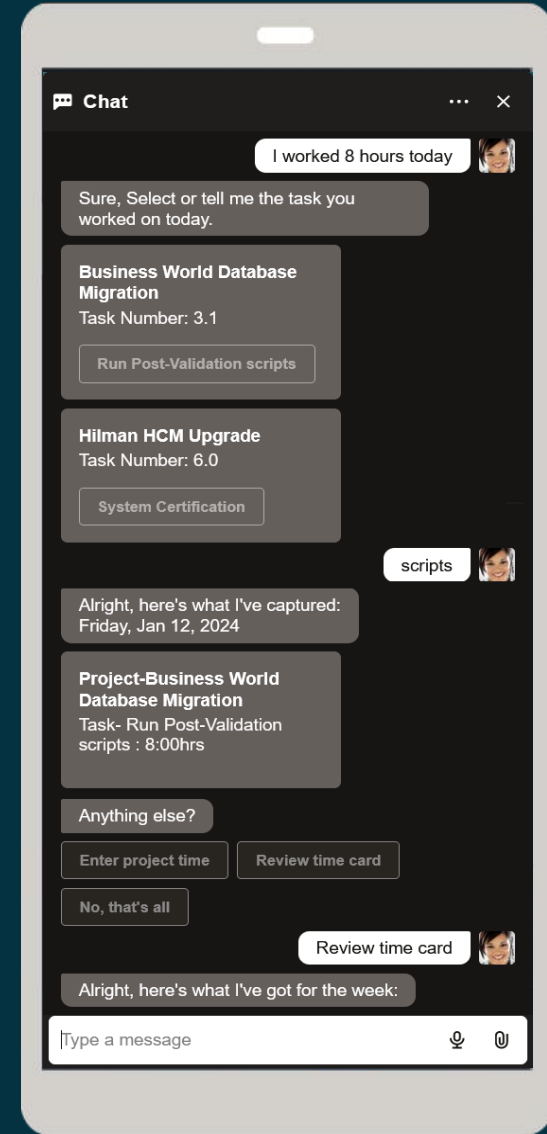
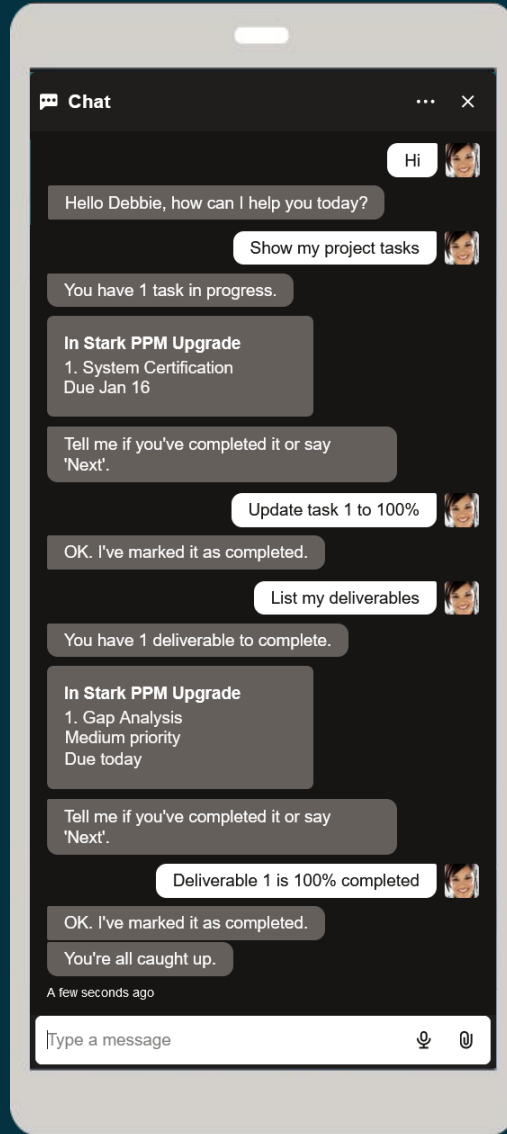
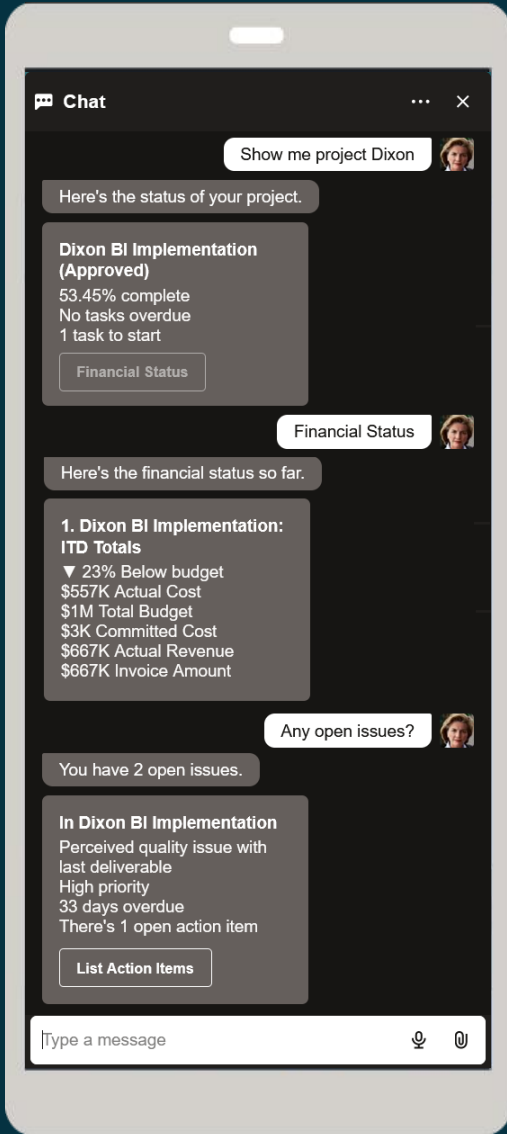
Maximize insight and minimize input for project teams

Guide project users securely and seamlessly across enterprise project information with embedded AI

Reduce the workload by automating routine project activities with an intelligent voice-enabled digital assistant

Reshape the way team members interact with project solutions and drive greater adoption





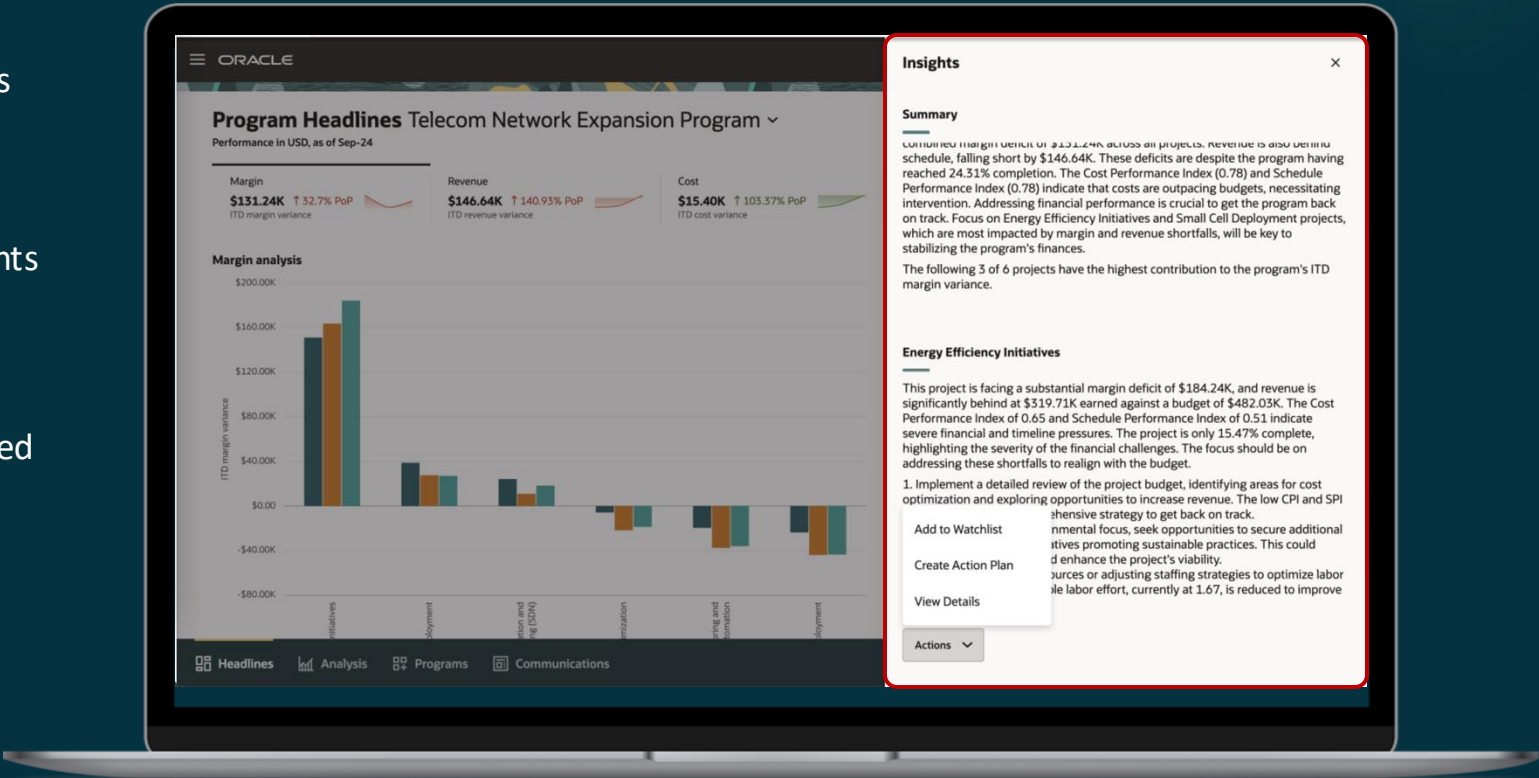
Project program analysis and action plan generation

How does it work?

AI analyzes KPIs to provide an overview of the program's state identifying up to 5 projects requiring immediate attention. As the Program Manager receives tailored recommendations for each identified project, they can take swift and decisive action to quickly transform insights into plans with pre-filled descriptions and action items.

Benefits

Data-driven decision making with informed choices based on accurate and timely insights. Improved program performance with potential issues identified and addressed before escalation. Enhanced efficiency by automating routine tasks.



ORACLE Cloud

demo1828982

Oracle Cloud Account Sign In

Identity domain ⓘ
eseidev3

User Name

Password

[Forgot Password?](#)

Sign In

[Need help signing in?](#)




English



Good morning, Donald Gray

- Me
- My Team
- Procurement
- Product Management
- Risk Management
- Projects
- Permitting and Licensing
- My Er >

APPS



Programs

+

Programs


Things to Finish

Assigned to Me

0

Created by Me

0



You have no open notifications.

Show More

News and Announcements

Program Headlines

NA Application Implementations

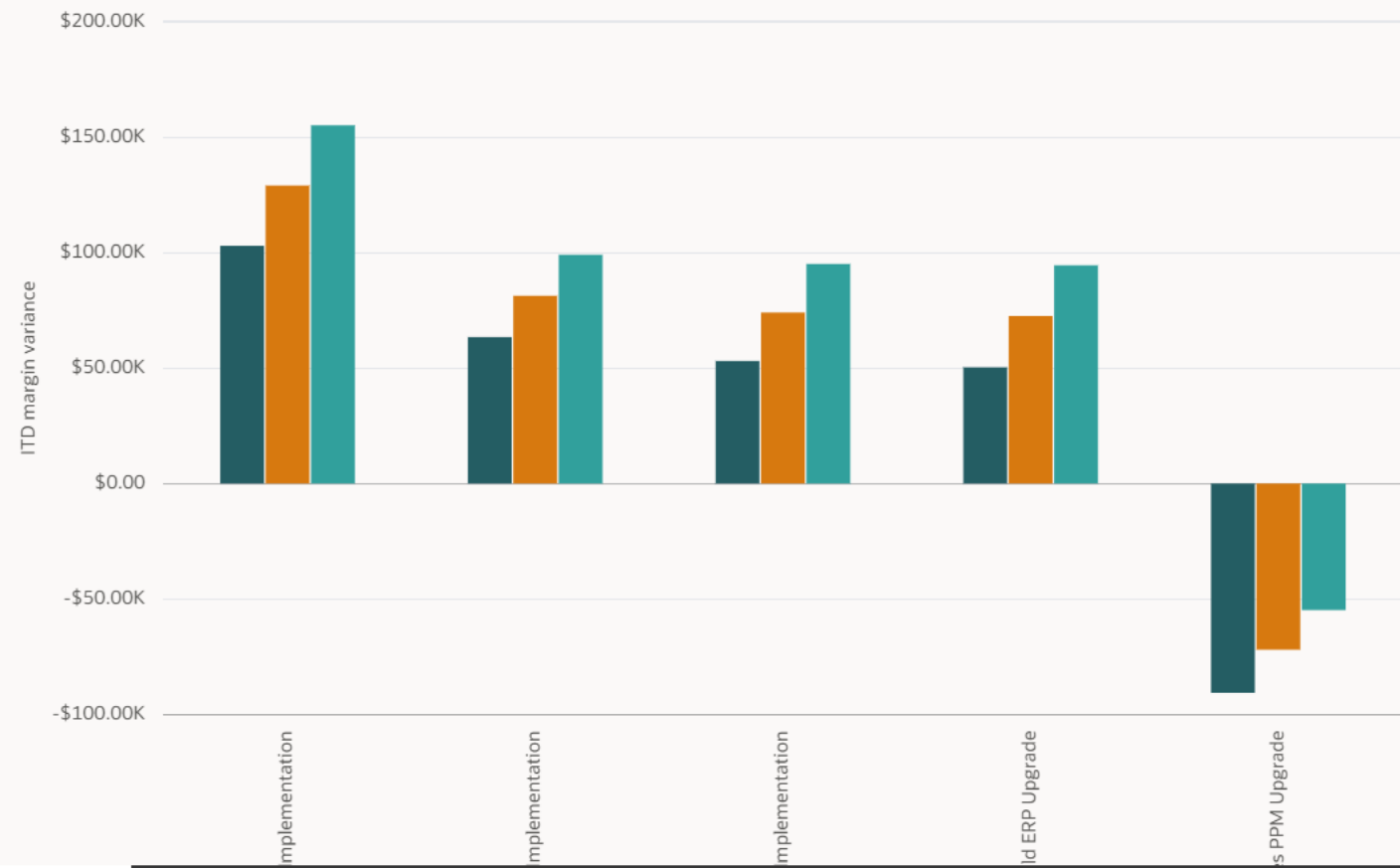
Performance in USD, as of 06-25

Insights

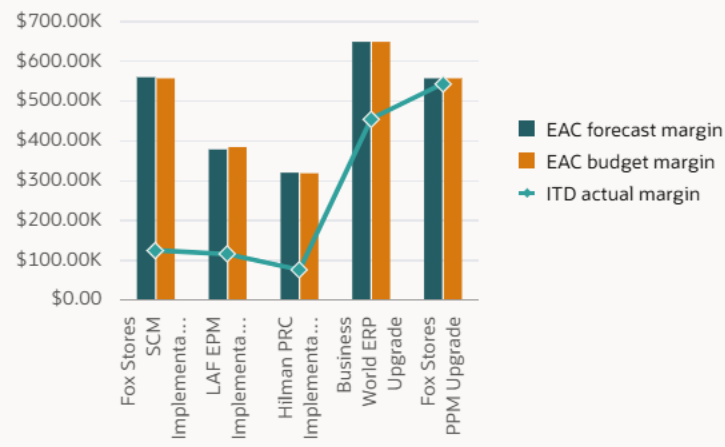
Edit Preferences

Margin	Revenue	Cost	Earned Value	Effort	Action Plan
\$388.88K	\$2.47M	\$2.08M	-\$182.50K	29.31%	9
↑ 36.53% PoP	↑ 29.07% PoP	↑ 27.77% PoP		↑ 19.58% PoP	
ITD margin variance	ITD revenue variance	ITD cost variance	Earned value cost variance	ITD labor effort variance (%)	

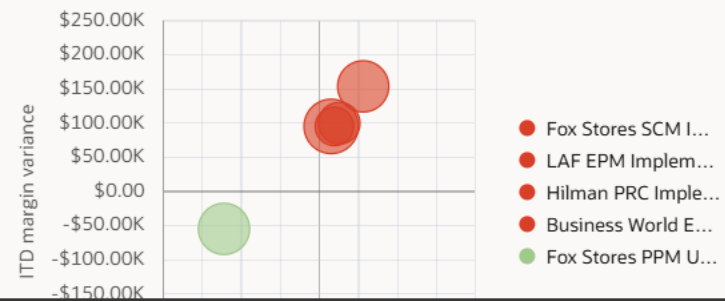
Margin analysis



At-completion forecast and budget margin



Budget and actual margin variance



Program Headlines

NA Application Implementations

Performance in USD, as of 11-25

Margin

\$173.80K

↑ 31.7% PoP

ITD margin variance

Revenue

\$1.38M

↑ 19.71% PoP

ITD revenue variance

Cost

\$1.20M

↑ 18.15% PoP

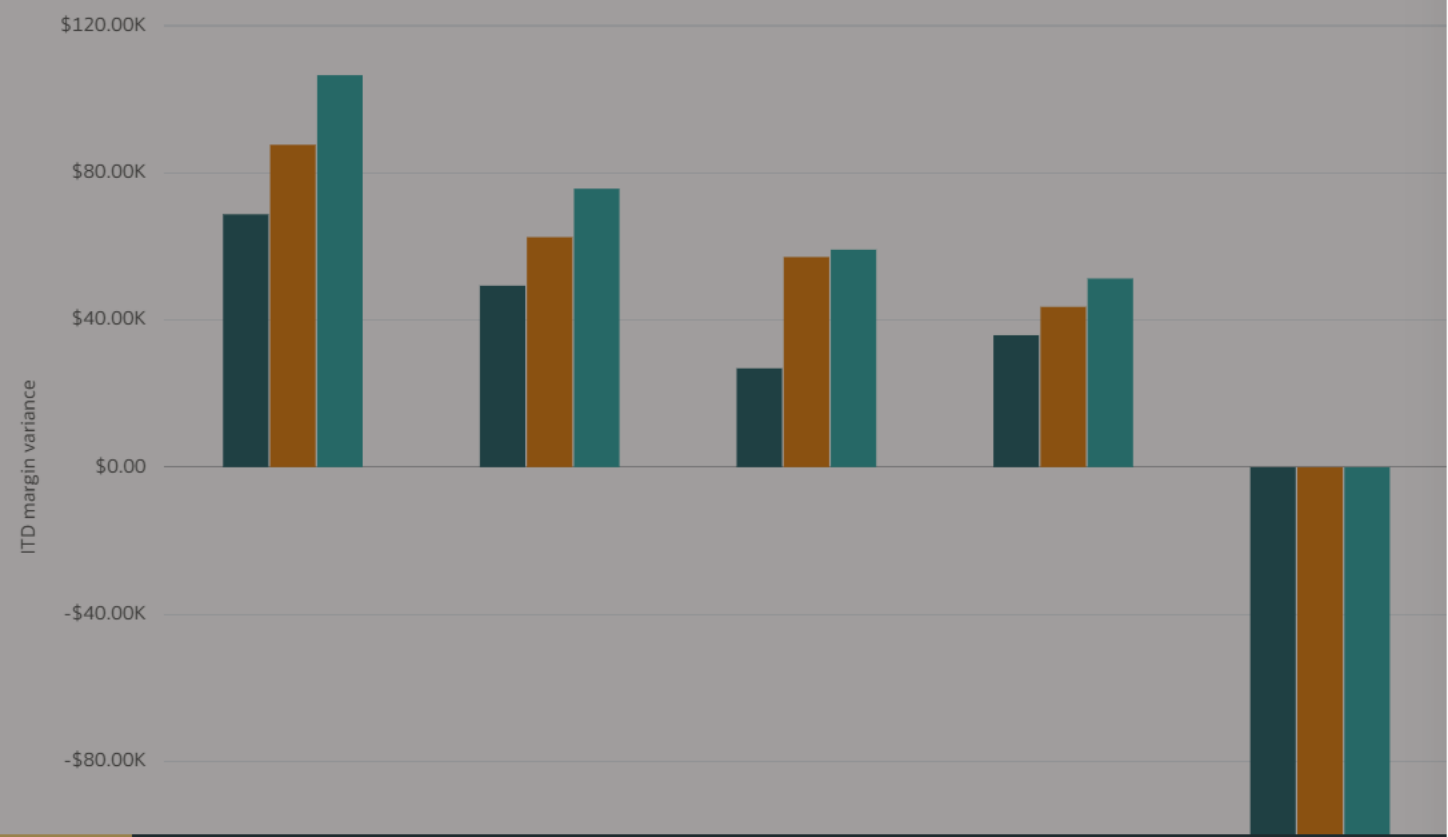
ITD cost variance

Ea

-\$

Ea

Margin analysis



Summary

The NA Application Implementations program is currently facing financial challenges, with a significant lag in both margin and revenue compared to the budget. The program has consumed a substantial portion of its total budget, yet it is only 72.02% complete. Performance indices indicate a need for improvement, with a CPI of 0.97 and an SPI of 0.84. Addressing these financial discrepancies and performance issues is crucial to ensure the program's success and meet its customer service excellence objectives.

The following 4 of 5 projects have the highest contribution to the program's ITD margin variance.

Fox Stores SCM Implementation

This project is experiencing a lag in margin and revenue, with a significant unpaid invoice amount of \$1.56 million. It is only 53.88% complete, and there is one invoice pending approval. The project's performance indices are below ideal, with a CPI of 0.99 and an SPI of 0.78. These financial and performance concerns require immediate attention to ensure the project's success and timely completion.

1. Focus on managing and resolving the unpaid invoice amount of \$1.56 million. Implement a robust invoice tracking system to ensure timely payment and reduce the risk of further financial delays. Additionally, review and optimize the billing process to improve efficiency and reduce the likelihood of future invoice-related issues.
2. Address the project's performance indices, which are below the ideal. Implement strategies to improve the CPI and SPI, such as optimizing resource allocation, enhancing project management practices, and regularly reviewing and adjusting the project plan. This will help ensure the project stays on track and meets its financial and timeline goals.
3. Continuously monitor the project's financial health, including margin and revenue performance. Regularly review and analyze financial reports to identify any potential issues or deviations from the budget. This proactive approach will enable timely interventions and adjustments to keep the project on a financially stable path.

Program Headlines NA Application Implementations

Performance in USD, as of 11-25

Margin

\$173.80K

↑ 31.7% PoP

ITD margin variance

Revenue

\$1.38M

↑ 19.71% PoP

ITD revenue variance

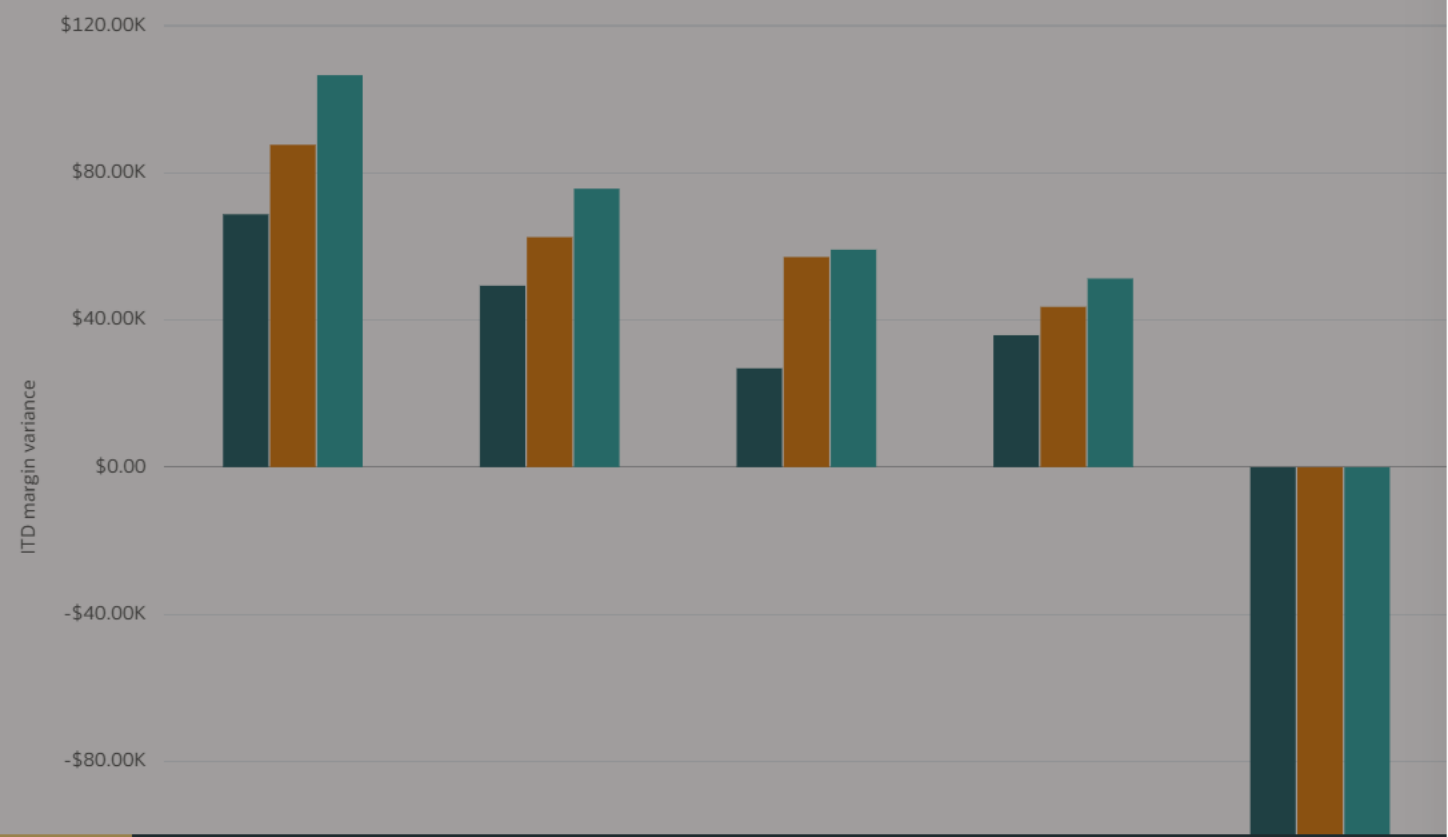
Cost

\$1.20M

↑ 18.15% PoP

ITD cost variance

Margin analysis



Insights



Fox Stores SCM Implementation

adjusting the project plan. This will help ensure the project stays on track and meets its financial and timeline goals.

3. Continuously monitor the project's financial health, including margin and revenue performance. Regularly review and analyze financial reports to identify any potential issues or deviations from the budget. This proactive approach will enable timely interventions and adjustments to keep the project on a financially stable path.

Actions

▼

LAF EPM Implementation

The LAF EPM Implementation project is facing financial challenges, with a lag in margin and revenue. It is only 55.45% complete, and there are several task exceptions and under-allocated resources. The project has four resources with reserved assignments and 16 task exceptions. Three labor resources are assigned to tasks for less than their allocated hours. These issues impact the project's financial performance and require immediate attention.

1. Address the issue of under-allocated resources by optimizing resource allocation. Review the project plan and ensure that resources are effectively utilized, considering their skills and availability. This will help improve the project's financial performance and ensure that tasks are completed efficiently.
2. Implement a system to monitor and manage task exceptions. Regularly review and address any changes in task dates or effort that fall outside the set thresholds. By doing so, you can ensure that tasks remain on track and prevent further delays or financial impacts.
3. Strengthen project oversight and management to address the financial lag and task exceptions. Regularly review the project's progress, financial performance, and resource allocation. Implement a robust system for tracking and resolving task exceptions to ensure the project stays on course and meets its financial objectives.

Actions

▼

Program Headlines NA Application Implementations

Performance in USD, as of 06-25

Margin

\$73.57K

↑ 341.38% PoP

ITD margin variance

Revenue

\$855.92K

↑ 184.89% PoP

ITD revenue variance

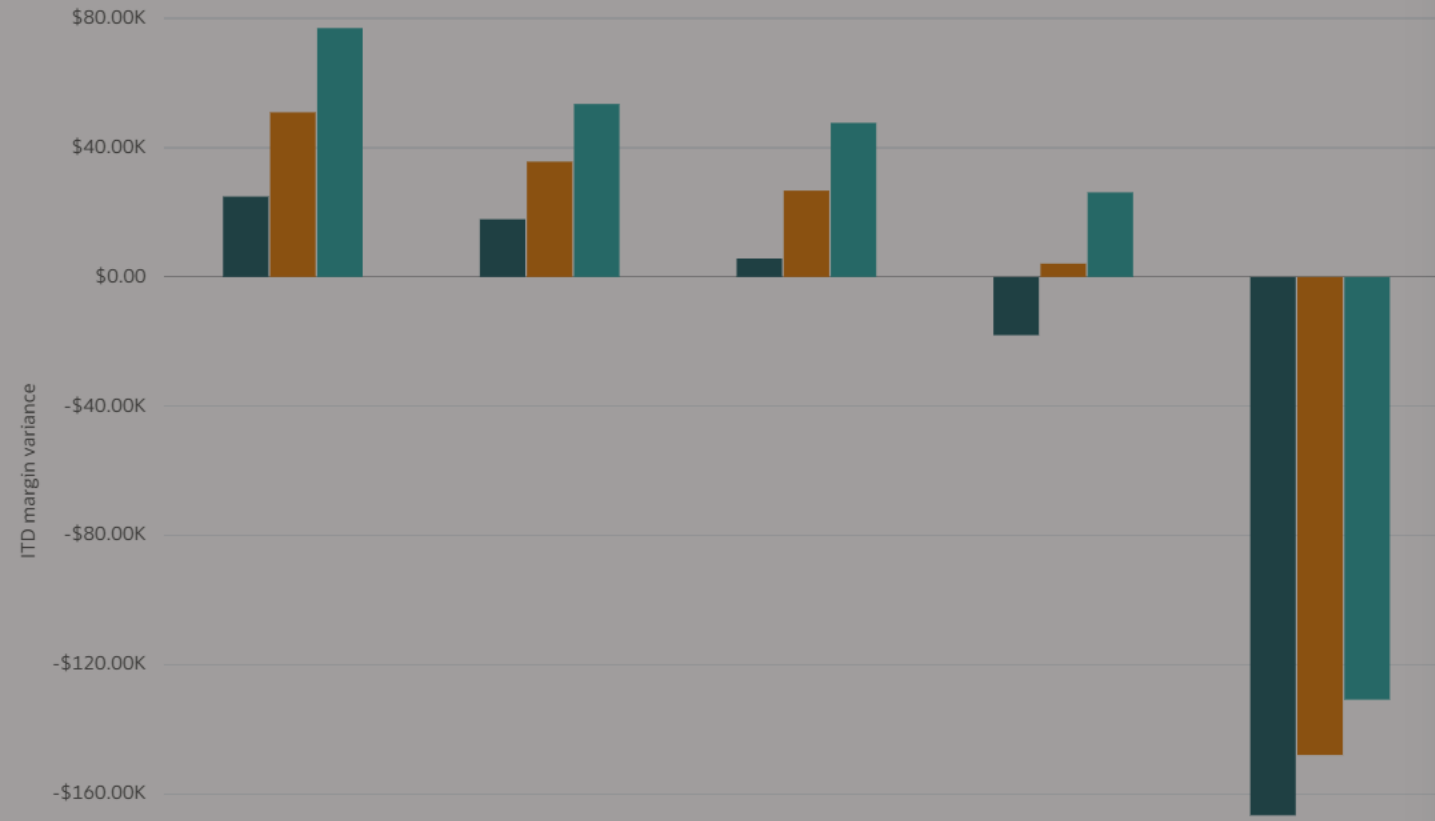
Cost

\$782.35K

↑ 136.42% PoP

ITD cost variance

Margin analysis



Summary

The NA Application Implementations program is currently facing financial challenges, with a significant lag in both margin and revenue compared to the budget. The program has consumed 61.8% of its total budget, yet it is 58.68% complete. This indicates a potential need for better cost management. The program's performance indices are below ideal, with a CPI of 0.95 and an SPI of 0.85, suggesting a need to improve efficiency and schedule adherence.

The following 4 of 5 projects have the highest contribution to the program's ITD margin variance.

Fox Stores SCM Implementation

This project is experiencing a lag in both margin and revenue, with a significant unpaid invoice amount of \$1.12 million. The project is only 39.83% complete, which is concerning given the high non-billable costs and labor effort not eligible for billing. The project's performance indices are below ideal, with a CPI of 0.99 and an SPI of 0.79, indicating a need for improved efficiency and schedule management.

1. Focus on improving invoice management to address the significant unpaid invoice amount. Implement a more rigorous invoice approval process and ensure timely submission of invoices. This will help improve cash flow and reduce the financial burden on the project.
2. Review and optimize resource allocation to address the high non-billable costs

for billing. Ensure that resources are utilized in ways that align with billable tasks. Consider reallocating resources or providing additional training to improve billing eligibility.

to improve schedule adherence and address the low SPI. Implementing clear milestones, providing regular progress updates, and setting a robust task management system. By improving communication and project management, the project can reduce delays and improve overall efficiency.

Add to Watchlist

Create Action Plan

View Details

Program Headlines NA Application Implementations

Performance in USD, as of 06-25

Margin

\$73.57K ↑ 341.38% PoP

ITD margin variance

Revenue

\$855.92K ↑ 184.89% PoP

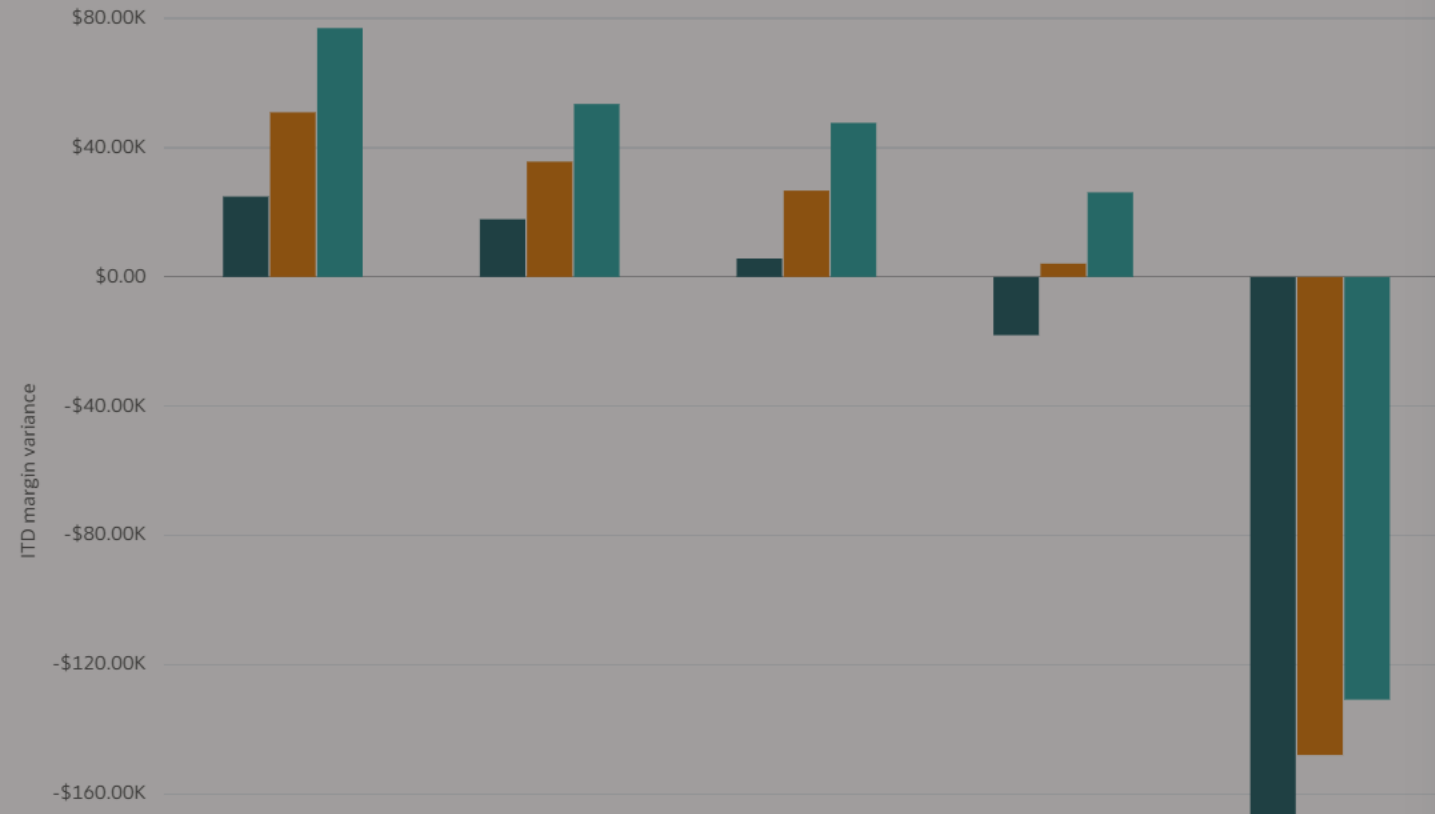
ITD revenue variance

Cost

\$782.35K ↑ 136.42% PoP

ITD cost variance

Margin analysis



Summary

0.85, suggesting a need to improve efficiency and schedule adherence.

The following 4 of 5 projects have the highest contribution to the program's ITD margin variance.

Fox Stores SCM Implementation

This project is experiencing a lag in both margin and revenue, with a significant unpaid invoice amount of \$1.12 million. The project is only 39.83% complete, which is concerning given the high non-billable costs and labor effort not eligible for billing. The project's performance indices are below ideal, with a CPI of 0.99 and an SPI of 0.79, indicating a need for improved efficiency and schedule management.

1. Focus on improving invoice management to address the significant unpaid invoice amount. Implement a more rigorous invoice approval process and ensure timely submission of invoices. This will help improve cash flow and reduce the financial burden on the project.

2. Review and optimize resource allocation to address the high non-billable costs for billing. Ensure that resources are utilized in ways that align with billable tasks. Consider reallocating resources or providing additional training to improve billing eligibility. Improve schedule adherence and address the low SPI by setting clear milestones, providing regular progress updates, and implementing a robust task management system. By improving project management, the project can reduce delays and improve overall efficiency.

Add to Watchlist

Create Action Plan

View Details

Actions ▼

LAF EPM Implementation

The LAF EPM Implementation project is facing financial challenges, with a lag in both margin and revenue. The project is only 40.31% complete, and it has a

<

NA Application Implementations

Refresh

Last updated on Tue, Apr 15, 16:51

Currency USD Period 06-25 View Progress

Q

Fox Stores SCM Implementation X

Search for programs and projects by name or number

View ▾

Period ▾

All

Watchlist



Watch	Name ^	Owner ^	Cost Performan... ^	Earned value ^	Earned value ^	Earned value ^	Planned value ^	Project compl... ^	Schedule Performan... ^	a	Actions
	NA Application Implementations	Donald Gray	0.949	\$6,334,099.69	-\$336,907.50	-\$1,119,262.24	\$7,453,361.93	58.68%	0.85	\$1,6	...
	Fox Stores SCM Implementation	Amy Marlin	0.99	\$977,772.86	-\$10,067.29	-\$253,271.54	\$1,231,044.40	39.83%	0.794	\$2	...

Program Headlines

NA Application Implementations

Performance in USD, as of 06-25

Margin

\$73.57K

↑ 341.38% PoP

ITD margin variance

Revenue

\$855.92K

↑ 184.89% PoP

ITD revenue variance

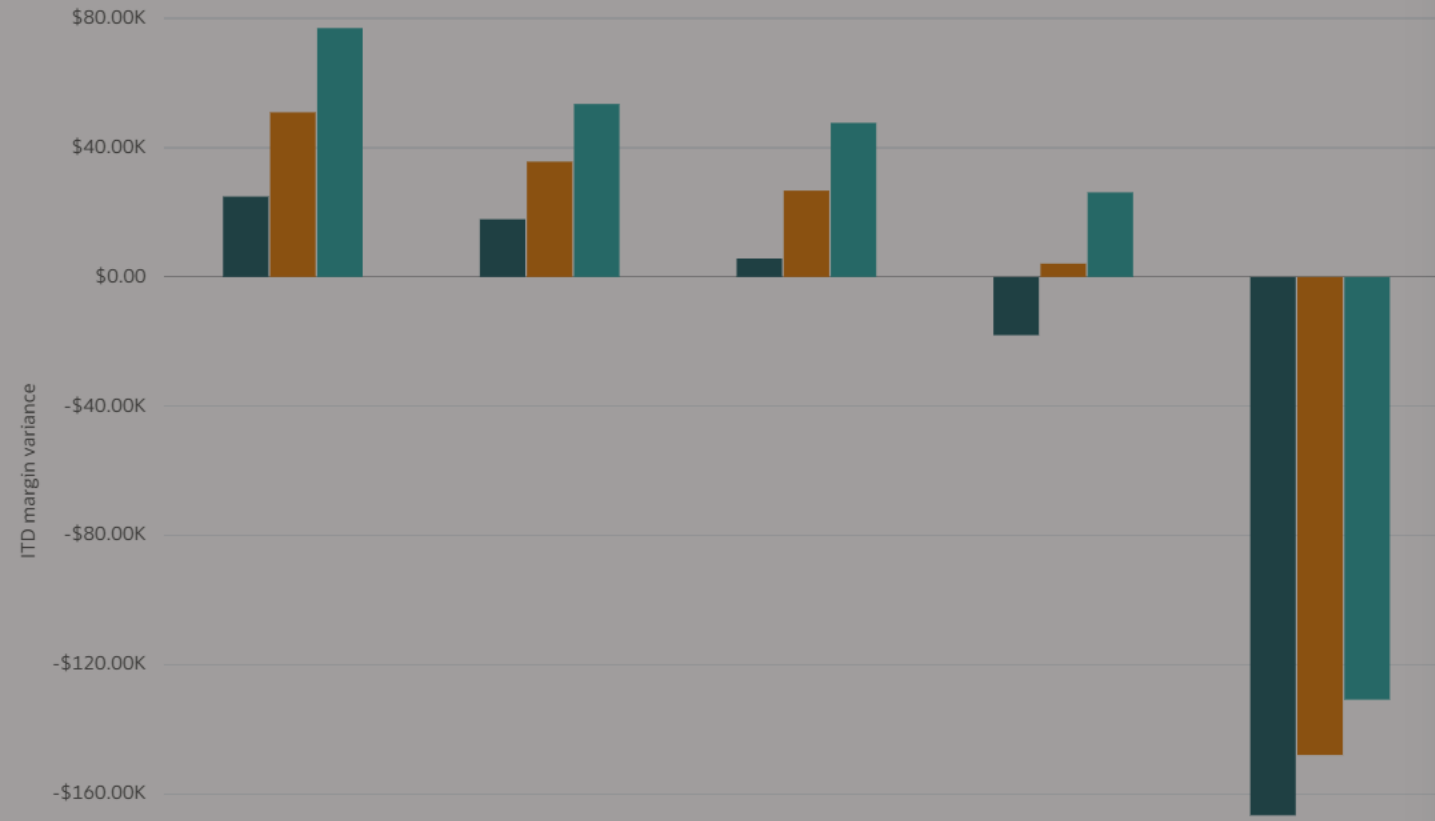
Cost

\$782.35K

↑ 136.42% PoP

ITD cost variance

Margin analysis



Summary

Fox Stores SCM Implementation

This project is experiencing a lag in both margin and revenue, with a significant unpaid invoice amount of \$1.12 million. The project is only 39.83% complete, which is concerning given the high non-billable costs and labor effort not eligible for billing. The project's performance indices are below ideal, with a CPI of 0.99 and an SPI of 0.79, indicating a need for improved efficiency and schedule management.

1. Focus on improving invoice management to address the significant unpaid invoice amount. Implement a more rigorous invoice approval process and ensure timely submission of invoices. This will help improve cash flow and reduce the financial burden on the project.
2. Review and optimize resource allocation to address the high non-billable costs and labor effort not eligible for billing. Ensure that resources are utilized efficiently and that their efforts align with billable tasks. Consider reallocating resources or providing additional training to improve billing eligibility.
3. Implement measures to improve schedule adherence and address the low SPI of 0.79. This may involve setting clear milestones, providing regular progress updates, and implementing a robust task management system. By improving schedule adherence, the project can reduce delays and improve overall efficiency.

Actions

Add to Watchlist

Create Action Plan

View Details

This project is facing financial challenges, with a lag in revenue and a significant unpaid invoice amount of \$948,510. Additionally, there are concerns about resource allocation, as indicated by the high number of task exceptions and under-allocated labor resources.

1. Prioritize the resolution of unpaid invoices to improve the project's financial health. Work closely with the client to ensure timely payment and consider offering incentives or discounts to encourage prompt payment. This will help

Program Headlines NA Application Impleme

Performance in USD, as of 06-25

Margin

\$73.57K ↑ 341.38% PoP

ITD margin variance

Revenue

\$855.92K ↑ 184.89% PoP

ITD revenue variance

Margin analysis



Basic Information

Create Action Plan

General Information

Program
NA Application Implementations

Project
Fox Stores SCM Implementation

Summary
Resource Reallocation

Number

Owner
Amy Marlin

Status
New

Priority
Medium

Need-By Date
6/30/25

Description

The project is only 39.83% complete, which is concerning given the high non-billable costs and labor effort not eligible for billing. The project's performance indices are below ideal, with a CPI of 0.99 and an SPI of 0.79, indicating a need for improved efficiency and schedule management.

Attachments

Drop and Drop

Program Headlines

NA Application Implemen

Performance in USD, as of 11-25

Margin

\$173.80K

↑ 31.7% PoP

ITD margin variance

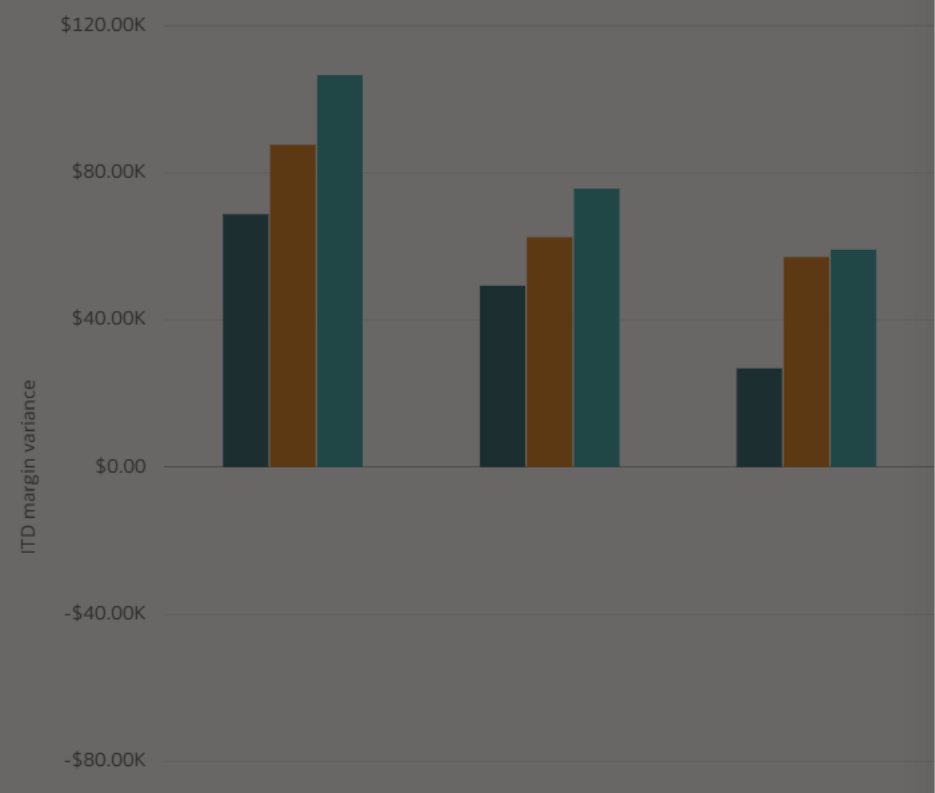
Revenue

\$1.38M

↑ 19.71% PoP

ITD revenue variance

Margin analysis



Action Items

Create Action Plan

+ Add Action Item

Summary	Owner	Status	Need-By...	Description	Actions
Prioritize Invoice Management	Amy Marlin	Not started		Focus on managing and resolving the unpaid invoice amount of \$1.56 million. Implement a robust invoice tracking system to ensure timely payment and reduce the risk of further financial delays. Additionally, review and optimize the billing process to improve efficiency and reduce the likelihood of future invoice-related issues.	<div></div> <div></div>
Enhance Project Performance	Amy Marlin	Not started		Address the project's performance indices, which are below the ideal. Implement strategies to improve the CPI and SPI, such as optimizing resource allocation, enhancing project management practices, and regularly reviewing and adjusting the project plan. This will help ensure the project stays on track and meets its financial and timeline goals.	<div></div> <div></div>
Monitor Financial Health	Amy Marlin	Not started		Continuously monitor the project's financial health, including margin and revenue performance. Regularly review and analyze financial reports to identify any potential issues or deviations from the budget. This proactive approach will enable timely interventions and adjustments to keep the project on a financially stable path.	<div></div> <div></div>

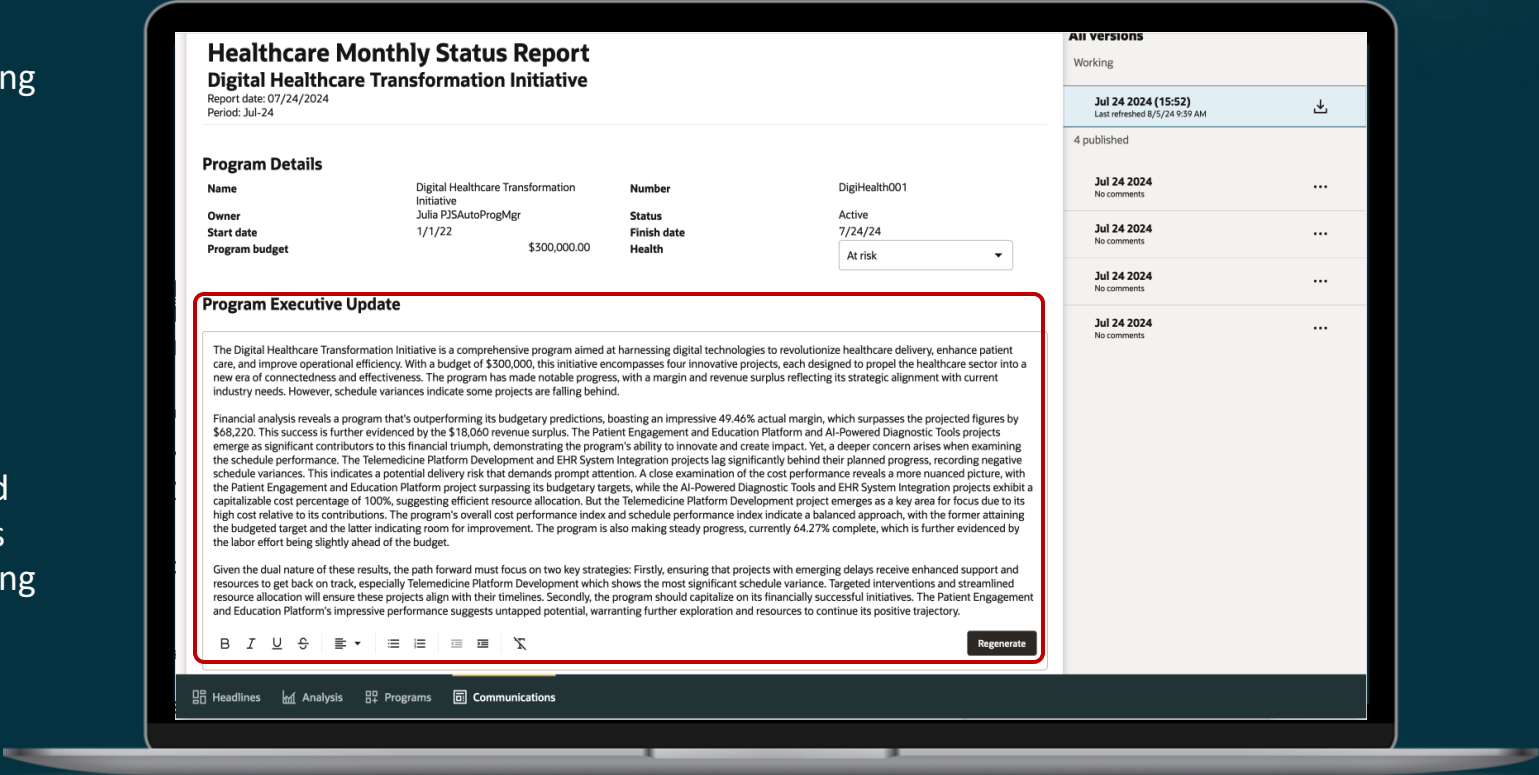
Project program status summary generation

How does it work?

Generative AI automatically drafts summaries highlighting key achievements, insights, and recommendations. Program managers can then easily edit and finalize the summaries, saving valuable time.

Benefits

Improved Communication with concise and informative status reports fostering better collaboration and alignment. Enhanced insights with deeper insights into project and program performance through AI-generated summaries. Increased efficiency with streamlined status reporting processes, freeing up time for strategic planning and decision-making.



Communications

My program reports

3 active reports

...

Create Report




Monthly North America Applications Update

NA Application Implementations

Due in 2 days

Owned by You



Monthly UK Implementation Update

Monthly North America Applications Update

Due in 2 days

Owned by You



Innovation Exploration Status

Operations Innovation

Due in 2 days

Owned by You

Published Reports	Comments
Innovation Exploration Status Nov 15 2022 (09:38) Operations Innovation Owned by you	
Monthly UK Implementation Update Nov 15 2022 (09:38) UK Implementations Owned by you	
Monthly North America Applications Update Nov 21 2022 NA Application Implementations Owned by you	
Monthly North America Applications Update Nov 15 2022 (09:38) NA Application Implementations Owned by you	
Innovation Exploration Status Nov 15 2022 Operations Innovation Owned by you	
Monthly UK Implementation Update Nov 15 2022 UK Implementations	

< Monthly North America Applications Update

Due in 8 days

Refresh Report

Publish Report

Program NA Application Implementations Owner You Created 11/15/22 9:13 AM

Monthly North America Applications Update

NA Application Implementations

7/15/25

Program Details

Name	NA Application Implementations	Number	PGCS2000
Owner	Donald Gray	Status	Active
Start date	5/31/21	Finish date	1/31/25
Program budget	\$10,795,000.00	Health	<div>On track</div>

Executive Summary

All projects are on track. Great news! Fox Stores has just agreed to implement two additional products. The contract is adjusted and we are in the process of updating our revenue budget. Until then, the margin and margin variances may look higher than expected

All versions

Working

<div>Jul 15 2025</div> <div>Last refreshed 7/15/25 10:38 PM</div>	<div>⬇</div>
3 published	
<div>Nov 21 2022</div> <div>No comments</div>	<div>⋮</div>
<div>Nov 15 2022 (09:38)</div> <div>No comments</div>	<div>⋮</div>
<div>Nov 15 2022</div> <div>No comments</div>	<div>⋮</div>

Margin Summary

ITD actual margin (%)

19%

ITD margin % variance

-0.1

ITD margin variance

-\$132,139.59

ITD actual margin \$1,935,556.05
ITD actual revenue \$9,951,921.76
ITD actual cost \$8,016,365.71

ITD budget margin \$1,803,416.46
ITD budget revenue \$9,682,300.14
ITD budget cost \$7,878,883.69

Cost Summary

ITD cost variance (%)

-2%

ITD cost variance

-\$137,482.02

ITD actual cost \$8,016,365.71

ITD budget cost \$7,878,883.69

Progress Summary

Project complete (%) 72%

Earned value schedule variance -\$104,574.16

Planned value \$7,878,883.69

Earned value cost variance -\$242,056.18

Earned value \$7,774,309.53

Schedule Performance Index 0.99

Actual cost \$8,016,365.71

Cost Performance Index 0.97

Lowest Performing Projects by Schedule Performance Index

Project Name	Project Manager	SPI	Earned Value	Planned Value	Percent Complete
LAF EPM Implementation		0.94	\$911,096.94	\$971,553.27	55.45%
Hilman PRC Implementation	Amy Marlin	0.98	\$808,491.37	\$826,373.61	58.11%

Business World ERP Upgrade		0.97	\$2,148,666.33	\$2,222,697.52	75.37%
Hilman PRC Implementation	Amy Marlin	0.98	\$548,170.22	\$559,882.98	39.4%
Fox Stores PPM Upgrade	Amy Marlin	1	\$1,997,104.05	\$1,997,073.97	81.36%

Lowest Performing Projects by Cost Performance Index

Project Name	Project Manager	CPI	Earned Value	Actual Cost	Percent Complete
Business World ERP Upgrade		0.9	\$2,148,666.33	\$2,385,855.50	75.37%
LAF EPM Implementation		0.92	\$662,386.23	\$718,018.36	40.31%
Fox Stores PPM Upgrade	Amy Marlin	0.99	\$1,997,104.05	\$2,024,028.55	81.36%
Hilman PRC Implementation	Amy Marlin	0.99	\$548,170.22	\$555,264.62	39.4%
Fox Stores SCM Implementation	Amy Marlin	0.99	\$977,772.86	\$987,840.15	39.83%

Program Executive Update

Briefly describe your program. Need help? Click the Generate button to create an AI-written summary based on your latest program details.

B

I

U

↺

≡

∨

≡

≡

≡

≡

✂

Generate

LAF EPM Implementation		0.92	\$662,386.23	\$718,018.36	40.31%
Fox Stores PPM Upgrade	Amy Marlin	0.99	\$1,997,104.05	\$2,024,028.55	81.36%
Hilman PRC Implementation	Amy Marlin	0.99	\$548,170.22	\$555,264.62	39.4%
Fox Stores SCM Implementation	Amy Marlin	0.99	\$977,772.86	\$987,840.15	39.83%

Program Executive Update

The North American Application Implementations program, a service-oriented initiative, aims to deliver customer service excellence within complex customer engagements. With a budget consumption of 61.8%, this program encompasses five projects, each designed to enhance client satisfaction and operational efficiency. The program's performance, however, reveals a complex landscape, with certain projects lagging behind their budgetary targets in terms of margin and revenue.

Notably, the Fox Stores SCM Implementation project stands out as a key area of concern, experiencing significant lags in both margin and revenue, coupled with a substantial unpaid invoice amount of over \$1.12 million. Additionally, the project's progress, at only 39.83% completion, raises concerns given the high non-billable costs and labor efforts not eligible for billing. These factors, along with performance indices below ideal levels (CPI: 0.99; SPI: 0.79), underscore the need for immediate attention to improve efficiency and schedule management. Furthermore, the program's financial health is mixed, with a positive actual margin of \$1,632,053.25, primarily driven by the Fox Stores PPM Upgrade and Business World ERP Upgrade projects. However, the program lags behind its budget by \$73,565.99 in margin and \$855,920.74 in revenue. On the operational front, the program's cost performance index (CPI) of 0.95 and schedule performance index (SPI) of 0.85 indicate room for improvement, with several projects incurring negative earned value variances in cost and schedule.

Looking ahead, the program must address these challenges through strategic actions. Enhancing invoice management is critical to improving cash flow and reducing financial strain on projects. Additionally, resource reallocation and improved efficiency measures are vital to bringing projects back on track. By focusing on these areas, the program can work towards meeting its objectives and ensuring the successful delivery of customer service excellence. The actions outlined above provide a clear direction for the program's future, enabling it to overcome current obstacles and achieve its ambitious goals, ultimately solidifying its position as a leader in customer service excellence.

B I U       

Regenerate

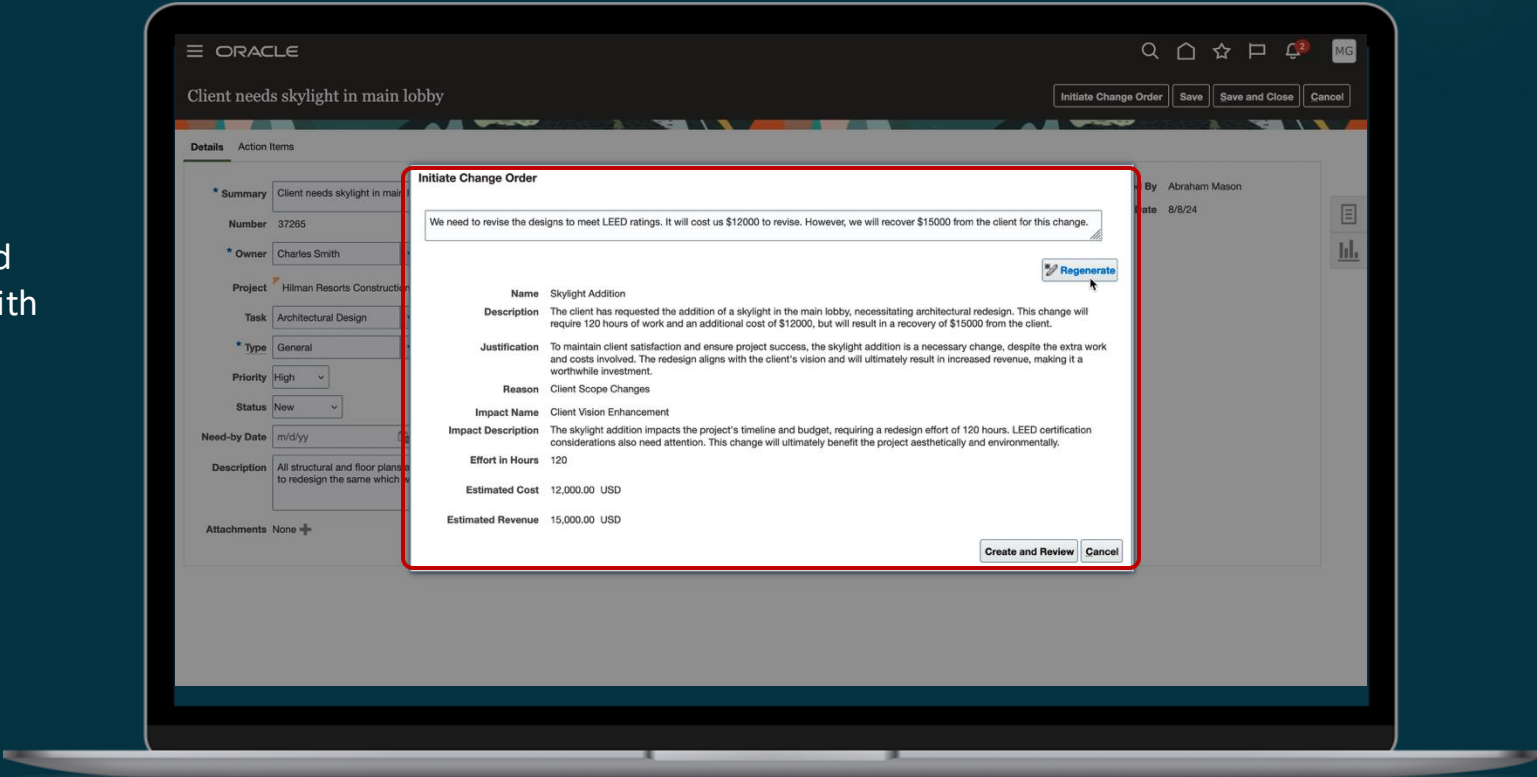
Project change order generation

How does it work?

For issues needing a change order, using information available, the project manager can now create a change order effortlessly. With the ability to extract and create detailed budget impacts automatically, the business process from issue raised to creating a change order and finally updating the project budget can be performed with minimal manual input.

Benefits

Quick issue resolution mitigates project risks and safeguards profitability. Generative AI can help reduce admin tasks in change management which enables reallocation of resources towards strategic tasks.



ORACLE Cloud

demo1828984

Oracle Cloud Account Sign In

Identity domain ⓘ
esevdev27

User Name

Password

[Forgot Password?](#)

Sign In

[Need help signing in?](#)



English



Good afternoon, Amy Marlin

Me My Team Procurement Contract Management Projects Tools My Analytics

QUICK ACTIONS

- Create Project from Template
- My Financial Projects
- Create Project for Work Planning
- My Projects
- Create Issue

Show More

APPS

Project Financial Management

Project Management

My Work

Costs

Project Performance Dashboard

Team Member Dashboard

Project Analytics View

Project Management

Things to Finish

Assigned to Me

2 minutes ago

FYI

Donald Gray Assigned

ORACLE

1

My Projects

Name, number, or saved search

Hide Filters

StatusActiveXSuspendedXActive_1XApp

Saved Search

My Open Projects

Save

Filters

Reset

Expand All

Collapse All

Status

Clear

All

Active

Active_1

Approved

Closed

OK

Organization

Customer

Class Category

Class Code

View

	Project Name	Project Number	Actions	Start Date	Finish Date	Percent Complete	Status	ITD Actual Cost in Project Currency	
	<div></div> Business World Database Migration	PCS10080		7/5/21	10/1/25	100%	Approved	\$27,768.00	\$2
	<div></div> Business World HCM Implementation	PCS10053		7/31/23	9/28/25	0%	Approved	\$2,176,958.45	\$2,5
	<div></div> Cloud Services Impl	300000287835080		8/5/24		8%	Active		
	<div></div> Dixon BI Implementation	PCS10078		4/4/22	7/31/25	99%	Approved	\$1,130,892.41	\$1,1
	<div></div> Fox Stores PPM Upgrade	PCS10059		7/31/23	9/28/25	0%	Approved	\$2,024,028.55	\$2,4
	<div></div> Fox Stores SCM Implementation	PCS10029		6/17/24	8/23/26	0%	Approved	\$987,840.15	\$2,4
	<div></div> Hilman PRC Content Documentation	PCS10032		7/1/24	8/30/26	0%	Approved	\$173,745.00	\$2
	<div></div> Hilman PRC Implementation	PCS10031		7/1/24	8/30/26	0%	Approved	\$555,264.62	\$1,5
	<div></div> Stark FDI Implementation	PCS10037		4/7/25	6/6/27	0%	Approved	\$13,947.00	\$1,0
	<div></div> Stark PPM Upgrade	PCS10083		2/6/23		100%	Active	\$886,699.50	\$1,0
	<div></div> Stark SCM Upgrade	PCS10082		8/5/24	10/4/26	0%	Approved	\$241,807.00	\$1,0

Notifications

Show All

FYI

3 minutes ago

Donald Gray Assigned Action Plan Resource Reallocation to You

Dismiss

https://fa-esev-dev27-saasfademo1.ds-fa.oraclepdemos.com/fscmUI/faces/FuseWelcome?fndThemeName=Redwood&_afrLoop=44560997416549004&_afrWindowMode=0&_afrWindowId=null&_adf.ctrl-state=7025i4bfr_126&_afrFS...

Manage Project Plan Fox Stores SCM Implementation ?

Select Update to reschedule the project with the latest task and schedule information.
Tasks were updated from other sources, or project or team member events were updated.

Actions

↶

↷

+

✕

≡

≡

🔗

⚙️

📄

📁

💡

🔄

🔄

📏

🔍

🔍

📊

Show Progress Line

			Task Name	Start	Finish	Durati...	Labor Resources	Effo	Mon 03 Jun 2024	Mon 10 Jun 2024
			<input type="text"/>						M T W T F S S	M T W T F S S
1	+	🔒	📁 Fox Stores SCM Im...	6/17/24	8/23/26	562 Days		0 h		
2	+	🔒	▶ 📁 Pre-Implement...	6/17/24	8/9/24	384 Days		0 h		
6	+	🔒	▶ 📁 Planning and St...	8/12/24	10/14/24	69 Days		0 h		
17	+	🔒	▶ 📁 Change Manag...	10/14/24	12/15/24	1 Day		0 h		
20	+	🔒	▶ 📁 System Definiti...	12/16/24	2/14/25	169 Days		0 h		
22	+		Sign-off on confi...			1 Day		0 h		
23	+	🔒	▶ 📁 Build	2/17/25	2/15/26	1 Day		0 h		
34	+	🔒	▶ 📁 System Certific...	2/16/26	4/13/26	1 Day		0 h		
38	+	🔒	▶ 📁 Environment R...	4/13/26	6/12/26	502 Days		0 h		
41	+	🔒	▶ 📁 Deploy	6/15/26	8/20/26	1 Day		0 h		
46	+	🔒	▶ 📁 Project Manage...	6/17/24	8/20/26	551 Days		0 h		

- Initiate
 - My Projects
 - Open Project
 - Create Project
 - Manage Financial Project Settings
 - Manage Project Details
 - Manage Project Proposals
- Plan and Execute
 - Manage Project Plan
 - Manage Financial Project Plan
 - Manage Work Items
 - Manage Project Calendar
 - Manage Project Resources
 - Manage Project Resource Requests
 - Update Financial Project Plan and Progress
- Control
 - Manage Project Budget
 - Track Financial Project Progress
 - Manage Project Forecast
 - Manage Task Exceptions
 - Manage Change Orders
 - Manage Issues
- Analyze
 - Manage Project Costs
 - Manage Bill Transactions
 - Manage Project Invoices
 - Review Project Performance
 - Analyze KPI Categories
- Administer
 - Update Project Performance Data
 - Manage Work Plan Templates

Search...

StatusNew x In progress x RoleOpen action items x

Filters

Reset

Expand All

Collapse All

Status

Clear

☒ New

☒ In progress

☐ Closed

Role

Clear

☐ I own

☐ I created

☒ Open action items

☐ My action items

Need-by Date

Past due

Due today

Due within 7 days

Unscheduled

Range (specify)

Type

☐ Delay

☐ General

☐ Quality

☐ Resourcing

Hide Filters

Sort ByPriority

Create

Medium

Resource Reallocation

General

StatusNew

OwnerAmy Marlin

Due6/30/25

1

https://fa-esev-dev27-saasfademo1.ds-fa.oraclepdemos.com/fscmUI/faces/FuseWelcome?fndThemeName=Redwood&_afrLoop=44560997416549004&_afrWindowMode=0&_afrWindowId=null&_adf.ctrl-state=7025i4bfr_126&_afrFS...

Resource Reallocation

Initiate Change Order Save Save and Close Cancel

Click to create a change order from issue details using generative AI.

Details Action Items

* Summary Resource Reallocation

Number 17286

* Owner Amy Marlin

Project Fox Stores SCM Implementation

Task

* Type General

Priority Medium

Status New


Need-by Date 6/30/25

Description This project is experiencing a lag in both margin and revenue, with a significant unpaid invoice amount of \$1.12 million. The project is only 39.83% complete, which is concerning given the high non-billable costs and labor effort not eligible for billing. The project's

Attachments None

Created By Donald Gray

Creation Date 6/26/25



Resource Reallocation

Initiate Change Order Save Save and Close Cancel

Details Action Items

* Summary Resource Reallocation

Number 18286

* Owner Amy Marlin

Project Fox Stores SCM Implementation

Task

* Type General

Priority Medium

Status New

Need-by Date 11/30/25

Description This project is experiencing a lag in margin and revenue due to a significant unpaid invoice amount of \$1.56 million. It is not yet complete, and there is one invoice pending approval. The project's performance indices are below ideal, with a CPI of 0.99 and an SPI of 0.99.

Attachments None

Created By Donald Gray

Creation Date 11/20/25

Initiate Change Order

We need additional resources in amount of 10,000 USD which will bring a revenue of 15,000 USD.

Generate Cancel



Initiate Change Order Save Save and Close Cancel

Details **Action Items**

Summary

Resource Reallocation

Number

18286

* Owner

Amy Marlin

▼

Project

Fox Stores SCM Implementation

Task

▼

* Type

General

▼

Priority

Medium ▼

Status

New ▼

Need-by Date

11/30/25

📅

Description

This project is experiencing a lag in margin as significant unpaid invoice amount of \$1.56 mil complete, and there is one invoice pending at performance indices are below ideal, with a C

Attachments

None

+

Initiate Change Order

We need additional resources in amount of 100 hours

Name

Resource Request

Description

The Fox Stores SCM Implementation project is experiencing a lag in margin as significant unpaid invoice amount of \$1.56 mil complete, and there is one invoice pending at performance indices are below ideal, with a C

Justification

The current resources are not sufficient to complete the project on time, and the project is at risk of being delayed. The project is currently in the implementation phase and the resources are not sufficient to complete the project on time.

Reason

Budget Re-forecast

Impact Name

Financial Impact

Impact Description

This change will impact the project's financial performance, as the project is currently in the implementation phase and the resources are not sufficient to complete the project on time.

Effort in Hours

0

Initiate Change Order

We need additional resources in amount of 10,000 USD which will bring a revenue of 15,000 USD.

Regenerate

Name	Resource Reallocation for Margin Boost
Description	The Fox Stores SCM Implementation project is facing financial challenges, with a significant unpaid invoice amount and underwhelming performance indices. To address this, we propose reallocating resources, which will require an additional investment of \$10,000. This change is expected to bring a revenue of \$15,000, improving the project's financial health.
Justification	The current financial situation demands immediate action to prevent further delays and ensure project success. By reallocating resources and investing in the project, we can improve performance indices, address the unpaid invoice, and bring the project back on track, meeting our financial goals.
Reason	Budget Revisions
Impact Name	Financial Health Improvement
Impact Description	This change will have a positive impact on the project's financial health, allowing us to address the unpaid invoice and improve performance indices. The next steps involve allocating the additional resources, updating the project budget, and closely monitoring the project's financial performance to ensure the desired outcomes are achieved.
Effort in Hours	0
Estimated Cost	10,000.00 USD
Estimated Revenue	15,000.00 USD

Create and Review

Cancel

Details Impact Assessment

* Name Resource Reallocation for Efficiency

Number 3081

Created By Amy Marlin

Creation Date 6/26/25 9:23 AM

* Owner Amy Marlin

Project Fox Stores SCM Implementation

Task

Customer Fox Stores

* Priority Medium

Status Draft

Stage Code Create

Summary

Generate

Description

The Fox Stores SCM Implementation project is facing performance issues, with a low CPI and SPI, and a significant unpaid invoice amount. To address this, additional resources are required to improve efficiency and manage the schedule effectively. This change aims to enhance project performance and ensure timely completion.

* Reason

General Modifications

Justification

The current project performance indices indicate a need for immediate action. By reallocating resources, we can improve efficiency, manage the schedule, and address the unpaid invoice issue. This change is crucial to prevent further delays and ensure the project's success.

Impact if Not Implemented

Comments

Created from issue Resource Reallocation, number 17286.

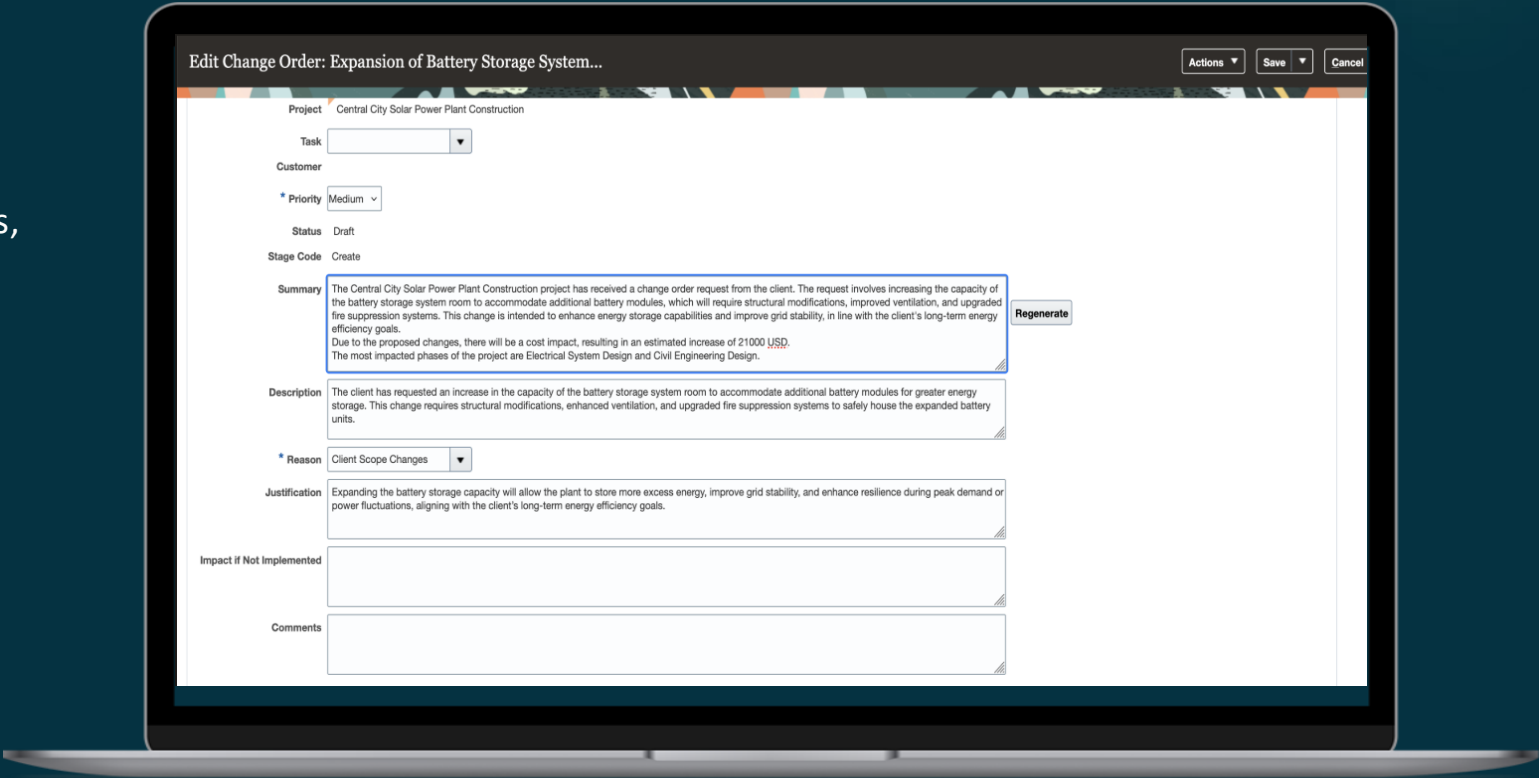
Project Change Order Summary Generation

How does it work?

Creates a comprehensive summary of a project change order with a single click using Gen AI

Benefits

Streamlines stakeholder alignment, speeds up approvals, and enables informed decision-making with a comprehensive, AI-driven change order summary



Details

Impact Assessment

* Name

Resource Reallocation for Margin Boost

Number

5081

Created By

Amy Marlin

Creation Date

11/20/25 3:43 PM

* Owner

Amy Marlin

Project

Fox Stores SCM Implementation

Task

Customer

Fox Stores

* Priority

Medium

Status

Draft

Stage Code

Create

Summary

Generate

Description

The Fox Stores SCM Implementation project is facing financial challenges, with a significant unpaid invoice amount and underwhelming performance indices. To address this, we propose reallocating resources, which will require an additional investment of \$10,000. This change is expected to bring a revenue of \$15,000, improving the project's financial health.


* Reason

Budget Revisions

Justification

The current financial situation demands immediate action to prevent further delays and ensure project success. By reallocating resources and investing in the project, we can improve performance indices, address the unpaid invoice, and bring the project back on track, meeting our financial goals.

Impact if Not Implemented



Edit Change Order: Resource Reallocation for Margin Bo...

Actions Save Cancel

Details Impact Assessment

* Name Resource Reallocation for Margin Boost

Number 5081

Created By Amy Marlin

Creation Date 11/20/25 3:43 PM

* Owner Amy Marlin

Project Fox Stores SCM Implementation

Task

Customer Fox Stores

* Priority Medium

Status Draft

Stage Code Create

Summary The change order pertains to the Fox Stores SCM Implementation project, which is facing financial challenges. The project team proposes a reallocation of resources to address these issues and improve performance. This change is expected to have a positive impact on the project's financial health and overall success.

Regenerate

Description The Fox Stores SCM Implementation project is facing financial challenges, with a significant unpaid invoice amount and underwhelming performance indices. To address this, we propose reallocating resources, which will require an additional investment of \$10,000. This change is expected to bring a revenue of \$15,000, improving the project's financial health.

* Reason Budget Revisions

Justification The current financial situation demands immediate action to prevent further delays and ensure project success. By reallocating resources and investing in the project, we can improve performance indices, address the unpaid invoice, and bring the project back on track, meeting our financial goals.

Impact if Not Implemented



Details Impact Assessment

By Participants By Area



Impact to Budget and Forecast



Amy Marlin

Resource Reallocation Impact

Reallocating resources will involve a comprehensive review of the project's resource allocation strategy. This may require adjusting the project plan, reassigning tasks, and potentially hiring additional resources.

Effort in Hours	Estimated Cost	Estimated Revenue
-----------------	----------------	-------------------



Details Impact Assessment

By Participants By Area

Impact to Budget and Forecast



Amy Marlin

Resource Reallocation Impact
Reallocating resources will involve
Effort in Hours

Budget and Forecast

Area Budget and Forecast

Impact To Cost and Revenue Budget

Name Resource Reallocation Impact

Description Reallocating resources will involve a comprehensive review of the project's resource allocation strategy. This may require adjusting the project plan, reassigning tasks, and potentially hiring additional

Details Estimates

View + x Modify in Budget View

Project or Task	Resource	Quantity	Unit of Measure	* Currency	Raw Cost	Burdened Cost	F
Fox Stores SCM Implem	Financial Re		Currency	USD	10,000.00		

Save Save and Close Cancel

Details Impact Assessment

By Participants By Area

Impact to Budget and Forecast



Amy Marlin

Resource Reallocation Impact
Reallocating resources will involve
Effort in Hours

Budget and Forecast

Area Budget and Forecast

Impact To Cost and Revenue Budget

Name Resource Reallocation Impact

Description Reallocating resources will involve a comprehensive review of the project's resource allocation strategy. This may require adjusting the project plan, reassigning tasks, and potentially hiring additional

Details Estimates

View + x Modify in Budget View

	Resource	Quantity	Unit of Measure	* Currency	Raw Cost	Burdened Cost	Revenue
Implem	Financial Re		Currency	USD	10,000.00		15,000.00

Save Save and Close Cancel

Edit Change Order: Resource Reallocation for Efficiency...

Actions Save Cancel

- Submit for Impact Assessment
- Submit for Review
- Submit for Approval
- Submit for Implementation
- Close Change Document
- Cancel Change Document

Details Impact Assessment

By Participants By Area

Impact to Budget and Forecast



Amy Marlin

Resource Reallocation Impact

Reallocating resources will involve a comprehensive review of the project's resource allocation strategy. This may require adjusting the project plan, reassigning tasks, and potentially hiring additional resources.

Raw Cost 10,000.00 USD

Burdened Cost 10,000.00 USD

Revenue 15,000.00 USD



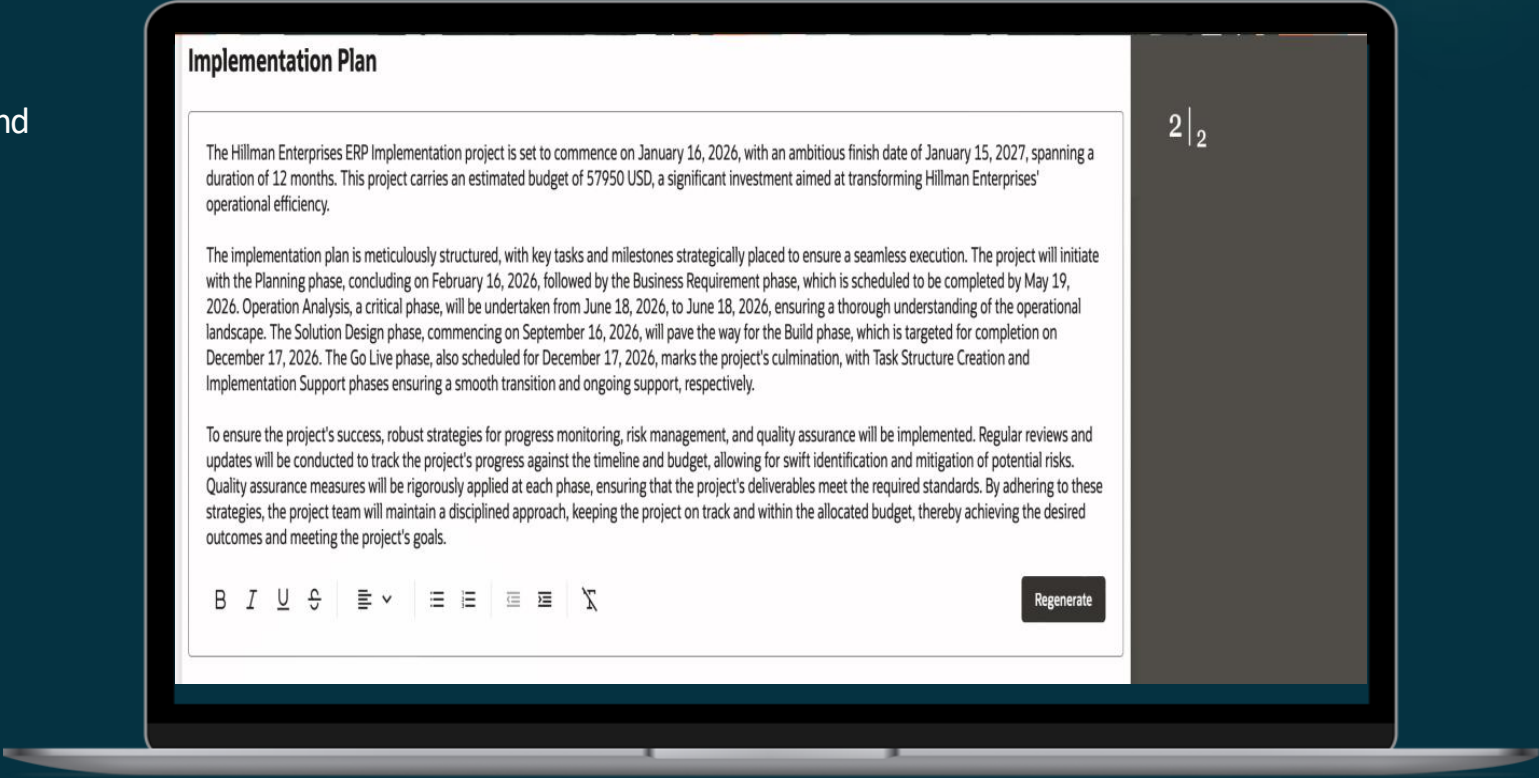
Project Proposal Generation

How does it work?

Create a comprehensive project proposal that covers project objectives, scope, timeline, budget estimates, and staffing plans, using Oracle AI during project planning

Benefits

Accelerates project planning and delivery




◀

- Update Project Performance Data

Manage Project Proposals

Fox Stores SCM Implementation



No Proposals Exist

No proposals exist for this project. Create a new proposal.

Create

Create Project Proposal

General Info


Fox Stores SCM Implementation


Proposal Name
Fox Stores SCM Implementation Nov 20 2025

Proposal Description

Project Customer
Fox Stores

Estimated Budget
3,012,395USD

Project Start Date
6/17/24

Project Finish Date
8/23/26

Project Duration
27Months

Project Information
Billable with burden



Proposal

Duration

Budget

Company Background

B I U C ≡ ∨ ≡ ≡ ≡ ≡ ≡

Executive Summary

Cancel

Save



Publish

 $2 \mid 2$

General Info



Proposal



Executive Summary

Vision Corporation is proud to propose the Fox Stores SCM Implementation project, a comprehensive supply chain management solution designed to revolutionize Fox Stores' operational efficiency and strategic objectives. This project aims to address the opportunity for Fox Stores to enhance its supply chain processes and gain a competitive edge in the market. The key deliverables include implementing an integrated SCM system, optimizing inventory management, and streamlining procurement processes. By achieving these goals, Fox Stores can expect improved operational efficiency, reduced costs, and enhanced customer satisfaction. The project's success will be measured by its ability to align with Fox Stores' broader organizational goals of achieving operational excellence and market leadership. Collaboration between Vision Corporation and Fox Stores is crucial to drive this project forward, ensuring a shared commitment to success and the realization of the expected benefits. With a strong focus on collaboration and a shared vision, this project is poised to deliver significant value to Fox Stores and its stakeholders.

B I U     



Regenerate


Implementation Plan

The Fox Stores SCM Implementation project is set to commence on June 17th, 2024, with an ambitious finish date of August 23rd, 2026. This extensive project has a duration of 27 months and an estimated budget of 3,012,395 USD. The project's scope and objectives are clearly defined, and the implementation plan is meticulously structured to ensure a successful outcome.

The project plan outlines a comprehensive strategy with key tasks and finish date milestones. The initial phase, Pre-Implementation, is scheduled to conclude on August 9th, 2024, setting the foundation for the project. This is followed by the Planning and Structure phase, which has a finish date of October 14th, 2024, ensuring a well-defined project framework. The subsequent phases, including Project Management, Environment Readiness, System Certification, Build, Change Management, and Deploy, are strategically scheduled to ensure a seamless transition and successful implementation. Each phase has a specific finish date, with the final phase, Deploy, concluding on August 20th, 2026, marking the project's completion.

To ensure the project remains on track and within budget, a robust strategy for progress monitoring, risk management, and quality assurance will be implemented. Regular reviews and updates will be conducted to assess the project's progress, identify potential risks, and implement mitigation strategies. Quality assurance measures will be rigorously applied to maintain the project's integrity and meet the defined standards. By adhering to this comprehensive approach, the project team will be able to navigate challenges effectively, ensuring the seamless execution of the Fox Stores SCM Implementation project and the achievement of its expected outcomes.

Cancel Save  Publish



2 | 2

General Info 

Proposal



focus on collaboration and a shared vision, this project is poised to deliver significant value to Fox Stores and its stakeholders.

B I U  |   |   |   | 

Regenerate

2 | 2

Implementation Plan

The Fox Stores SCM Implementation project is set to commence on June 17th, 2024, with an ambitious finish date of August 23rd, 2026. This extensive project has a duration of 27 months and an estimated budget of 3,012,395 USD. The project's scope and objectives are clearly defined, and the implementation plan is meticulously structured to ensure a successful outcome.

The project plan outlines a comprehensive strategy with key tasks and finish date milestones. The initial phase, Pre-Implementation, is scheduled to conclude on August 9th, 2024, setting the foundation for the project. This is followed by the Planning and Structure phase, which has a finish date of October 14th, 2024, ensuring a well-defined project framework. The subsequent phases, including Project Management, Environment Readiness, System Certification, Build, Change Management, and Deploy, are strategically scheduled to ensure a seamless transition and successful implementation. Each phase has a specific finish date, with the final phase, Deploy, concluding on August 20th, 2026, marking the project's completion.

To ensure the project remains on track and within budget, a robust strategy for progress monitoring, risk management, and quality assurance will be implemented. Regular reviews and updates will be conducted to assess the project's progress, identify potential risks, and implement mitigation strategies. Quality assurance measures will be rigorously applied to maintain the project's integrity and meet the defined standards. By adhering to this comprehensive approach, the project team will be able to navigate challenges effectively, ensuring the seamless execution of the Fox Stores SCM Implementation project and the achievement of its expected outcomes.

B I U  |   |   |   | 

Regenerate

Project Timeline



Cancel

Save

▼

Publish

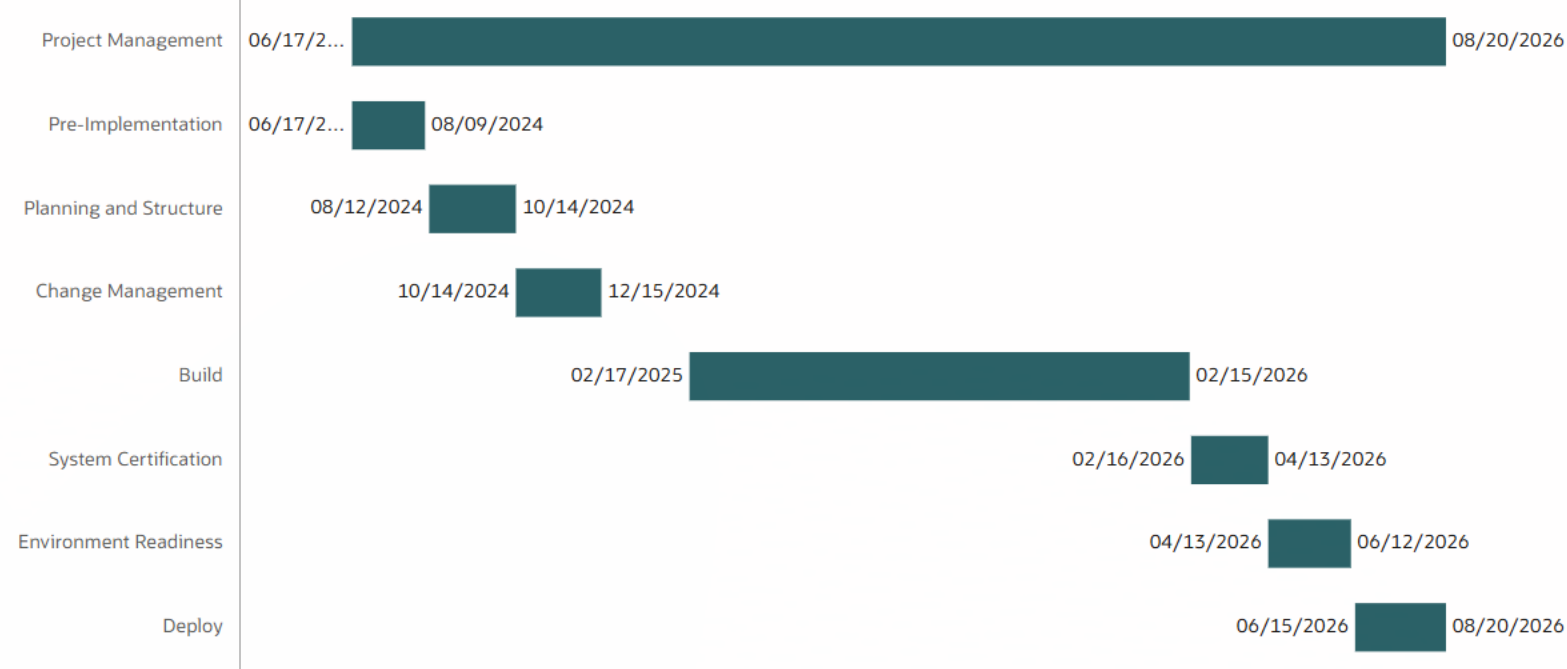
General Info



Proposal



Project Timeline



Resource Plan

The project team includes highly skilled professionals with diverse roles and expertise. Their collective qualifications and experience will facilitate efficient project management, seamless execution, and quality assurance throughout the project lifecycle.

General Info

Proposal

Cancel

Save

Publish



Resource Plan

The project team includes highly skilled professionals with diverse roles and expertise. Their collective qualifications and experience will facilitate efficient project management, seamless execution, and quality assurance throughout the project lifecycle.

B I U     

Regenerate

Budget Allocation



2 | 2

General Info 

Proposal

Cancel

Save



Publish



Reimagined Business Functions: **Project Management**

Business Processes

Project program to delivery

Project plan to delivery

Resource analysis to utilization

Project costs to accounting

Project contract billing to revenue recognition

Capital project to asset

AI Agents

Project Lifecycle Agent

Project Planning Agent


Project Financial Control Agent

Project Performance Agent

AI Guiding Principles



Grounded in your Fusion data



Powered by leading LLMs



Privacy and security at every layer

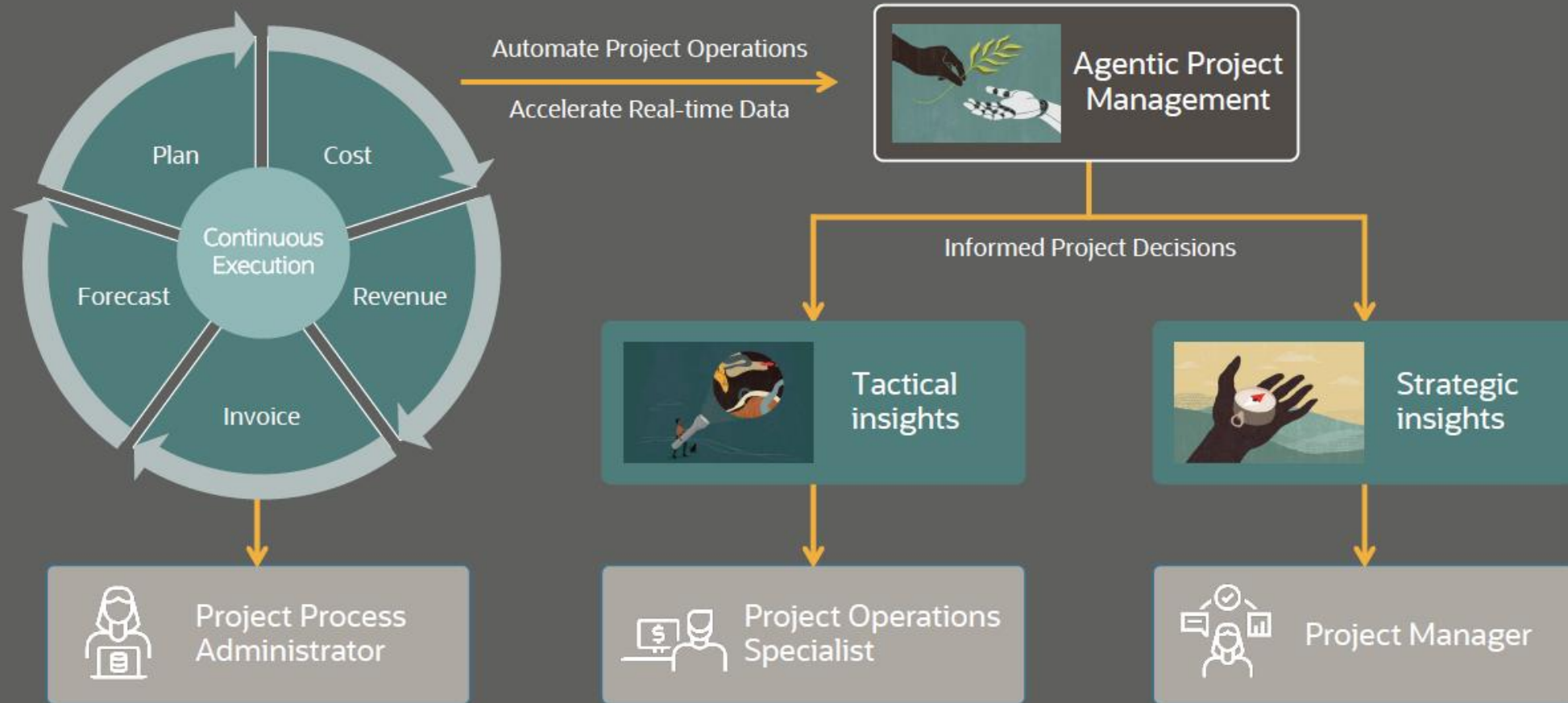


Embedded everywhere; no extra cost



Human Review

New User Experience: Project Management



THANK YOU



Mihaela Motoi


Driving customers through their digital transformation



Q&A

Oracle – Agentic AI Impact in Project Management

Mihaela Motoi,
Solution Engineer, ERP Cloud



Oracle Romania

Silviu Teodoru,
Data & AI Architect

